




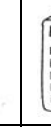







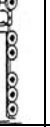



SOUTHERN BROOKLYN TRANSPORTATION STUDY CLASSIFICATION COUNT

Location: **C2 - Flatbush Avenue South of Avenue H**












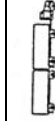



Direction: **Northbound**

Day/Date: **Thursday, 11/20/02**

Time Begin	15 Classification Categories															TOTAL
	1	2	3	4	5	6	7	8	9	10	11	12	13	14	15	
																
6:00	0	87	49	1	4	2	2	1	0	0	0	0	0	0	0	146
6:15																0
6:30	0	166	73	5	19	8	5	0	2	0	0	0	0	0	0	278
6:45																0
7:00	0	203	118	3	17	4	3	0	0	0	0	1	0	0	0	349
7:15																0
7:30	0	225	102	3	12	2	0	0	1	0	0	0	0	0	0	345
7:45																0
8:00	0	222	97	1	8	3	5	2	0	0	1	0	0	0	0	339
8:15																0
8:30	0	181	94	4	9	2	7	1	1	0	0	0	0	0	0	299
8:45																0
9:00	0	178	90	3	10	4	5	0	0	0	1	0	0	0	0	291
9:15																0
9:30	0	126	82	3	7	2	6	0	1	0	0	0	0	0	0	227
9:45																0
11:00	0	111	75	2	5	2	6	1	0	0	1	1	0	0	0	204
11:15																0
11:30	0	95	78	1	5	1	7	0	0	0	0	0	0	0	0	187
11:45																0
12:00	0	139	82	1	6	3	4	0	0	0	0	0	0	0	0	235
12:15																0
12:30	1	114	73	0	8	3	4	1	0	0	0	0	0	0	0	204
12:45																0
13:00	0	121	68	0	9	3	6	0	0	0	1	0	0	0	0	208
13:15																0
13:30	0	127	73	2	8	2	6	0	1	0	0	1	0	0	0	220
13:45																0
15:00	0	113	66	1	16	16	4	0	0	0	0	0	0	0	0	216
15:15																0
15:30	0	160	88	3	10	1	6	2	0	0	0	0	0	0	0	270
15:45																0
16:00	0	169	87	0	15	3	5	0	0	1	1	0	0	0	0	281
16:15																0
16:30	0	176	64	1	4	2	5	0	0	0	3	0	0	0	0	255
16:45																0
17:00	0	179	85	1	10	4	4	1	0	0	0	0	0	0	0	284
17:15																0
17:30	0	157	55	1	3	1	1	2	0	0	0	0	0	0	0	220
17:45																0
18:00	0	154	85	0	5	0	1	0	0	0	0	0	0	0	0	245
18:15																0
18:30	0	151	73	1	7	1	2	0	0	1	0	0	0	0	0	236
18:45																0

SOUTHERN BROOKLYN TRANSPORTATION STUDY CLASSIFICATION COUNT

Location: **C2 - Flatbush Avenue South of Avenue H**
 Direction: **Northbound**
 Day/Date: **Thursday, 11/20/02**










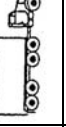
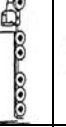

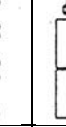
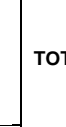

Time Begin	15 Classification Categories															TOTAL	
	1	2	3	4	5	6	7	8	9	10	11	12	13	14	15		
																	
	Motorcycles	Passenger Cars	SUV	2 Axle, 4 TIRE Pickups	Buses	Mini-Buses Pass. Vans	2 Axle, 6 TIRE Single Unites	3 Axle Single Unites	4 or More Axle Single Unites	4 or Less Axle Single Trailers	5 Axle Single Trailers	6 or More Axle Single Trailers	5 or Less Axle Multi-Trailers	6 Axle Multi-Trailers	7 or More Axle Multi-Trailers		
6:00-7:00	Volumes	0	253	122	6	23	10	7	1	2	0	0	0	0	0	0	424
	%	0.0%	59.7%	28.8%	1.4%	5.4%	2.4%	1.7%	0.2%	0.5%	0.0%	0.0%	0.0%	0.0%	0.0%	0.0%	100%
7:00-8:00	Volumes	0	428	220	6	29	6	3	0	1	0	0	1	0	0	0	694
	%	0.0%	61.7%	31.7%	0.9%	4.2%	0.9%	0.4%	0.0%	0.1%	0.0%	0.0%	0.1%	0.0%	0.0%	0.0%	100%
8:00-9:00	Volumes	0	403	191	5	17	5	12	3	1	0	1	0	0	0	0	638
	%	0.0%	63.2%	29.9%	0.8%	2.7%	0.8%	1.9%	0.5%	0.2%	0.0%	0.2%	0.0%	0.0%	0.0%	0.0%	100%
9:00-10:00	Volumes	0	304	172	6	17	6	11	0	1	0	1	0	0	0	0	518
	%	0.0%	58.7%	33.2%	1.2%	3.3%	1.2%	2.1%	0.0%	0.2%	0.0%	0.2%	0.0%	0.0%	0.0%	0.0%	100%
11:00-12:00	Volumes	0	206	153	3	10	3	13	1	0	0	1	1	0	0	0	391
	%	0.0%	52.7%	39.1%	0.8%	2.6%	0.8%	3.3%	0.3%	0.0%	0.0%	0.3%	0.3%	0.0%	0.0%	0.0%	100%
12:00-13:00	Volumes	1	253	155	1	14	6	8	1	0	0	0	0	0	0	0	439
	%	0.2%	57.6%	35.3%	0.2%	3.2%	1.4%	1.8%	0.2%	0.0%	0.0%	0.0%	0.0%	0.0%	0.0%	0.0%	100%
13:00-14:00	Volumes	0	248	141	2	17	5	12	0	1	0	1	1	0	0	0	428
	%	0.0%	57.9%	32.9%	0.5%	4.0%	1.2%	2.8%	0.0%	0.2%	0.0%	0.2%	0.2%	0.0%	0.0%	0.0%	100%
15:00-16:00	Volumes	0	273	154	4	26	17	10	2	0	0	0	0	0	0	0	486
	%	0.0%	56.2%	31.7%	0.8%	5.3%	3.5%	2.1%	0.4%	0.0%	0.0%	0.0%	0.0%	0.0%	0.0%	0.0%	100%
16:00-17:00	Volumes	0	345	151	1	19	5	10	0	0	1	4	0	0	0	0	536
	%	0.0%	64.4%	28.2%	0.2%	3.5%	0.9%	1.9%	0.0%	0.0%	0.2%	0.7%	0.0%	0.0%	0.0%	0.0%	100%
17:00-18:00	Volumes	0	336	140	2	13	5	5	3	0	0	0	0	0	0	0	504
	%	0.0%	66.7%	27.8%	0.4%	2.6%	1.0%	1.0%	0.6%	0.0%	0.0%	0.0%	0.0%	0.0%	0.0%	0.0%	100%
18:00-19:00	Volumes	0	305	158	1	12	1	3	0	0	1	0	0	0	0	0	481
	%	0.0%	63.4%	32.8%	0.2%	2.5%	0.2%	0.6%	0.0%	0.0%	0.2%	0.0%	0.0%	0.0%	0.0%	0.0%	100%

SOUTHERN BROOKLYN TRANSPORTATION STUDY CLASSIFICATION COUNT

Location: **C2 - Flatbush Avenue South of Avenue H**












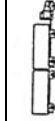



Direction: **Southbound**

Day/Date: **Thursday, 11/20/02**

Time Begin	15 Classification Categories															TOTAL
	1	2	3	4	5	6	7	8	9	10	11	12	13	14	15	
																
Motorcycles	Passenger Cars	SUV	2 Axle, 4 TIRE Pickups	Buses	Mini-Buses Pass. Vans	2 Axle, 6 TIRE Single Unites	3 Axle Single Unites	4 or More Axle Single Unites	4 or Less Axle Single Trailers	5 Axle Single Trailers	6 or More Axle Single Trailers	5 or Less Axle Multi-Trailers	6 Axle Multi-Trailers	7 or More Axle Multi-Trailers		
6:00																0
6:15	0	54	35	1	1	0	1	2	0	0	3	0	0	0	0	97
6:30																0
6:45	0	65	39	2	4	1	2	1	0	0	2	0	0	0	0	116
7:00																0
7:15	0	59	47	1	6	1	5	1	0	0	0	0	0	0	0	120
7:30																0
7:45	0	82	44	1	7	1	4	1	0	0	1	0	0	0	0	141
8:00																0
8:15	0	86	55	1	9	1	1	1	2	0	1	0	0	0	0	157
8:30																0
8:45	0	78	42	1	7	8	3	0	0	0	0	0	0	0	0	139
9:00																0
9:15	0	89	51	0	15	4	7	3	2	0	1	0	0	0	0	172
9:30																0
9:45	0	71	52	1	5	1	0	0	0	0	0	0	0	0	0	130
11:00																0
11:15	0	96	47	2	4	2	1	0	1	0	0	0	0	0	0	153
11:30																0
11:45	0	88	58	2	7	1	0	0	0	0	0	0	0	0	0	156
12:00																0
12:15	0	87	41	2	7	1	0	1	0	0	0	0	0	0	0	139
12:30																0
12:45	1	64	46	0	4	2	1	0	0	0	0	0	0	0	0	118
13:00																0
13:15	0	81	39	3	9	2	3	0	1	0	0	1	0	0	0	139
13:30																0
13:45	0	82	49	1	8	1	4	0	0	0	0	0	0	0	0	145
15:00																0
15:15	0	83	53	1	10	4	3	1	0	0	0	2	0	0	0	157
15:30																0
15:45	0	101	47	0	9	2	4	0	0	0	0	0	0	0	0	163
16:00																0
16:15	0	107	55	0	14	4	2	0	0	0	0	0	0	0	0	182
16:30																0
16:45	0	114	56	0	9	1	0	0	0	0	0	0	0	0	0	180
17:00																0
17:15	0	116	59	0	12	0	2	0	0	0	1	0	0	0	0	190
17:30																0
17:45	0	124	42	1	3	1	0	0	1	0	0	0	0	0	0	172
18:00																0
18:15	0	109	44	1	4	0	3	0	0	0	1	0	0	0	0	162
18:30																0
18:45	0	124	71	1	12	1	1	0	0	0	0	0	0	0	0	210

SOUTHERN BROOKLYN TRANSPORTATION STUDY CLASSIFICATION COUNT

Location: **C2 - Flatbush Avenue South of Avenue H**
 Direction: **Southbound**
 Day/Date: **Thursday, 11/20/02**










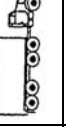
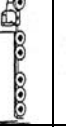

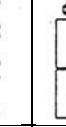
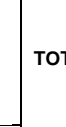

Time Begin	15 Classification Categories															TOTAL	
	1	2	3	4	5	6	7	8	9	10	11	12	13	14	15		
																	
Motorcycles	Passenger Cars	SUV	2 Axle, 4 TIRE Pickups	Buses	Mini-Buses Pass. Vans	2 Axle, 6 TIRE Single Unites	3 Axle Single Unites	4 or More Axle Single Unites	4 or Less Axle Single Trailers	5 Axle Single Trailers	6 or More Axle Single Trailers	5 or Less Axle Multi-Trailers	6 Axle Multi-Trailers	7 or More Axle Multi-Trailers			
6:00-7:00	Volumes	0	119	74	3	5	1	3	3	0	0	5	0	0	0	0	213
	%	0.0%	55.9%	34.7%	1.4%	2.3%	0.5%	1.4%	1.4%	0.0%	0.0%	2.3%	0.0%	0.0%	0.0%	0.0%	100%
7:00-8:00	Volumes	0	141	91	2	13	2	9	2	0	0	1	0	0	0	0	261
	%	0.0%	54.0%	34.9%	0.8%	5.0%	0.8%	3.4%	0.8%	0.0%	0.0%	0.4%	0.0%	0.0%	0.0%	0.0%	100%
8:00-9:00	Volumes	0	164	97	2	16	9	4	1	2	0	1	0	0	0	0	296
	%	0.0%	55.4%	32.8%	0.7%	5.4%	3.0%	1.4%	0.3%	0.7%	0.0%	0.3%	0.0%	0.0%	0.0%	0.0%	100%
9:00-10:00	Volumes	0	160	103	1	20	5	7	3	2	0	1		0	0	0	302
	%	0.0%	53.0%	34.1%	0.3%	6.6%	1.7%	2.3%	1.0%	0.7%	0.0%	0.3%	0.0%	0.0%	0.0%	0.0%	100%
11:00-12:00	Volumes	0	184	105	4	11	3	1	0	1	0	0	0	0	0	0	309
	%	0.0%	59.5%	34.0%	1.3%	3.6%	1.0%	0.3%	0.0%	0.3%	0.0%	0.0%	0.0%	0.0%	0.0%	0.0%	100%
12:00-13:00	Volumes	1	151	87	2	11	3	1	1	0	0	0	0	0	0	0	257
	%	0.4%	58.8%	33.9%	0.8%	4.3%	1.2%	0.4%	0.4%	0.0%	0.0%	0.0%	0.0%	0.0%	0.0%	0.0%	100%
13:00-14:00	Volumes	0	163	88	4	17	3	7	0	1	0	0	1	0	0	0	284
	%	0.0%	57.4%	31.0%	1.4%	6.0%	1.1%	2.5%	0.0%	0.4%	0.0%	0.0%	0.4%	0.0%	0.0%	0.0%	100%
15:00-16:00	Volumes	0	184	100	1	19	6	7	1	0	0	0	2	0	0	0	320
	%	0.0%	57.5%	31.3%	0.3%	5.9%	1.9%	2.2%	0.3%	0.0%	0.0%	0.0%	0.6%	0.0%	0.0%	0.0%	100%
16:00-17:00	Volumes	0	221	111	0	23	5	2	0	0	0	0	0	0	0	0	362
	%	0.0%	61.0%	30.7%	0.0%	6.4%	1.4%	0.6%	0.0%	0.0%	0.0%	0.0%	0.0%	0.0%	0.0%	0.0%	100%
17:00-18:00	Volumes	0	240	101	1	15	1	2	0	1	0	1	0	0	0	0	362
	%	0.0%	66.3%	27.9%	0.3%	4.1%	0.3%	0.6%	0.0%	0.3%	0.0%	0.3%	0.0%	0.0%	0.0%	0.0%	100%
18:00-19:00	Volumes	0	233	115	2	16	1	4	0	0	0	1	0	0	0	0	372
	%	0.0%	62.6%	30.9%	0.5%	4.3%	0.3%	1.1%	0.0%	0.0%	0.0%	0.3%	0.0%	0.0%	0.0%	0.0%	100%

SOUTHERN BROOKLYN TRANSPORTATION STUDY CLASSIFICATION COUNT

Location: **C3 - Kings Hwy South of Avenue N**














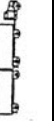

Direction: **Eastbound**

Day/Date: **Thursday, 11/20/02**

Time Begin	15 Classification Categories															TOTAL
	1	2	3	4	5	6	7	8	9	10	11	12	13	14	15	
																
Motorcycles	Passenger Cars	SUV	2 Axle, 4 TIRE Pickups	Buses	Mini-Buses Pass. Vans	2 Axle, 6 TIRE Single Unites	3 Axle Single Unites	4 or More Axle Single Unites	4 or Less Axle Single Trailers	5 Axle Single Trailers	6 or More Axle Single Trailers	5 or Less Axle Multi-Trailers	6 Axle Multi-Trailers	7 or More Axle Multi-Trailers		
6:00															0	
6:15	0	31	16	0	2	1	1	1	0	0	0	0	0	0	52	
6:30															0	
6:45	0	75	31	1	6	2	2	0	0	0	0	0	0	0	117	
7:00															0	
7:15	0	103	35	2	5	4	5	1	1	0	0	0	0	0	156	
7:30															0	
7:45	0	140	66	0	8	2	2	0	0	0	0	0	0	0	218	
8:00															0	
8:15	0	102	48	2	13	0	4	0	0	0	2	0	0	0	171	
8:30															0	
8:45	0	86	42	3	11	3	8	2	0	0	1	0	0	0	156	
9:00															0	
9:15	0	71	34	2	5	3	4	1	0	0	1	0	0	0	121	
9:30															0	
9:45	0	79	39	5	6	1	12	1	0	0	0	0	0	0	143	
11:00															0	
11:15	0	57	32	2	3	0	8	2	0	1	0	0	0	0	105	
11:30															0	
11:45	0	51	26	2	1	2	8	4	0	0	0	0	0	0	94	
12:00															0	
12:15	0	53	46	2	6	1	11	1	0	0	0	0	0	0	120	
12:30															0	
12:45	0	54	44	4	5	1	9	5	0	0	0	0	0	0	122	
13:00															0	
13:15	0	63	35	1	4	3	9	1	0	0	1	0	0	0	117	
13:30															0	
13:45	0	55	26	1	6	1	15	2	0	0	3	0	0	0	109	
15:00															0	
15:15	0	101	52	3	7	6	10	1	0	0	0	0	0	0	180	
15:30															0	
15:45	0	75	51	3	5	3	13	4	0	0	0	0	0	0	154	
16:00															0	
16:15	0	82	53	2	8	5	9	2	0	0	0	0	0	0	161	
16:30															0	
16:45	0	75	36	1	6	1	7	1	0	0	0	0	0	0	127	
17:00															0	
17:15	0	83	49	2	7	4	3	0	0	1	0	0	0	0	149	
17:30															0	
17:45	0	65	45	0	4	1	9	0	0	0	0	0	0	0	124	
18:00															0	
18:15	0	66	27	0	4	2	7	0	0	0	0	0	0	0	106	
18:30															0	
18:45	0	51	34	3	3	0	14	0	0	0	0	0	0	0	105	

SOUTHERN BROOKLYN TRANSPORTATION STUDY CLASSIFICATION COUNT

Location: **C3 - Kings Hwy South of Avenue N**
 Direction: **Eastbound**
 Day/Date: **Thursday, 11/20/02**










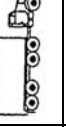
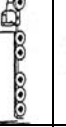

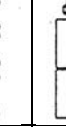
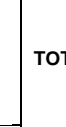

Time Begin	15 Classification Categories															TOTAL	
	1	2	3	4	5	6	7	8	9	10	11	12	13	14	15		
																	
	Motorcycles	Passenger Cars	SUV	2 Axle, 4 TIRE Pickups	Buses	Mini-Buses Pass. Vans	2 Axle, 6 TIRE Single Unites	3 Axle Single Unites	4 or More Axle Single Unites	4 or Less Axle Single Trailers	5 Axle Single Trailers	6 or More Axle Single Trailers	5 or Less Axle Multi-Trailers	6 Axle Multi-Trailers	7 or More Axle Multi-Trailers		
6:00-7:00	Volumes	0	106	47	1	8	3	3	1	0	0	0	0	0	0	0	169
	%	0.0%	62.7%	27.8%	0.6%	4.7%	1.8%	1.8%	0.6%	0.0%	0.0%	0.0%	0.0%	0.0%	0.0%	0.0%	100%
7:00-8:00	Volumes	0	243	101	2	13	6	7	1	1	0	0	0	0	0	0	374
	%	0.0%	65.0%	27.0%	0.5%	3.5%	1.6%	1.9%	0.3%	0.3%	0.0%	0.0%	0.0%	0.0%	0.0%	0.0%	100%
8:00-9:00	Volumes	0	188	90	5	24	3	12	2	0	0	3	0	0	0	0	327
	%	0.0%	57.5%	27.5%	1.5%	7.3%	0.9%	3.7%	0.6%	0.0%	0.0%	0.9%	0.0%	0.0%	0.0%	0.0%	100%
9:00-10:00	Volumes	0	150	73	7	11	4	16	2	0	0	1	0	0	0	0	264
	%	0.0%	56.8%	27.7%	2.7%	4.2%	1.5%	6.1%	0.8%	0.0%	0.0%	0.4%	0.0%	0.0%	0.0%	0.0%	100%
11:00-12:00	Volumes	0	108	58	4	4	2	16	6	0	1	0	0	0	0	0	199
	%	0.0%	54.3%	29.1%	2.0%	2.0%	1.0%	8.0%	3.0%	0.0%	0.5%	0.0%	0.0%	0.0%	0.0%	0.0%	100%
12:00-13:00	Volumes	0	107	90	6	11	2	20	6	0	0	0	0	0	0	0	242
	%	0.0%	44.2%	37.2%	2.5%	4.5%	0.8%	8.3%	2.5%	0.0%	0.0%	0.0%	0.0%	0.0%	0.0%	0.0%	100%
13:00-14:00	Volumes	0	118	61	2	10	4	24	3	0	0	4	0	0	0	0	226
	%	0.0%	52.2%	27.0%	0.9%	4.4%	1.8%	10.6%	1.3%	0.0%	0.0%	1.8%	0.0%	0.0%	0.0%	0.0%	100%
15:00-16:00	Volumes	0	176	103	6	12	9	23	5	0	0	0	0	0	0	0	334
	%	0.0%	52.7%	30.8%	1.8%	3.6%	2.7%	6.9%	1.5%	0.0%	0.0%	0.0%	0.0%	0.0%	0.0%	0.0%	100%
16:00-17:00	Volumes	0	157	89	3	14	6	16	3	0	0	0	0	0	0	0	288
	%	0.0%	54.5%	30.9%	1.0%	4.9%	2.1%	5.6%	1.0%	0.0%	0.0%	0.0%	0.0%	0.0%	0.0%	0.0%	100%
17:00-18:00	Volumes	0	148	94	2	11	5	12	0	0	1	0	0	0	0	0	273
	%	0.0%	54.2%	34.4%	0.7%	4.0%	1.8%	4.4%	0.0%	0.0%	0.4%	0.0%	0.0%	0.0%	0.0%	0.0%	100%
18:00-19:00	Volumes	0	117	61	3	7	2	21	0	0	0	0	0	0	0	0	211
	%	0.0%	55.5%	28.9%	1.4%	3.3%	0.9%	10.0%	0.0%	0.0%	0.0%	0.0%	0.0%	0.0%	0.0%	0.0%	100%

SOUTHERN BROOKLYN TRANSPORTATION STUDY CLASSIFICATION COUNT

Location: **C3 - Kings Hwy South of Avenue N**

Direction: **Westbound**

Day/Date: **Thursday, 11/20/02**












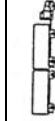



Time Begin	15 Classification Categories															TOTAL
	1	2	3	4	5	6	7	8	9	10	11	12	13	14	15	
																
Motorcycles	Passenger Cars	SUV	2 Axle, 4 TIRE Pickups	Buses	Mini-Buses Pass. Vans	2 Axle, 6 TIRE Single Unites	3 Axle Single Unites	4 or More Axle Single Unites	4 or Less Axle Single Trailers	5 Axle Single Trailers	6 or More Axle Single Trailers	5 or Less Axle Multi-Trailers	6 Axle Multi-Trailers	7 or More Axle Multi-Trailers		
6:00	0	21	20	0	4	1	2	1	0	0	0	0	0	0	0	49
6:15																0
6:30	0	39	15	1	6	2	5	2	0	0	0	0	0	0	0	70
6:45																0
7:00	0	57	32	1	10	4	6	0	0	1	0	0	0	0	0	111
7:15																0
7:30	0	92	32	2	14	2	9	0	0	0	1	0	0	0	0	152
7:45																0
8:00	0	81	33	3	6	2	8	3	0	0	2	0	0	0	0	138
8:15																0
8:30	0	92	39	3	6	3	8	1	0	0	1	0	0	0	0	153
8:45																0
9:00	0	83	32	4	3	1	19	1	0	0	2	0	0	0	0	145
9:15																0
9:30	0	67	29	4	9	0	43	3	0	0	0	0	0	0	0	155
9:45																0
11:00	0	55	40	0	3	3	6	3	0	0	1	0	0	0	0	111
11:15																0
11:30	0	56	44	1	6	0	9	1	0	0	0	1	0	0	0	118
11:45																0
12:00	1	48	36	4	5	1	11	0	2	0	1	0	0	0	0	109
12:15																0
12:30	0	62	36	1	6	3	6	2	1	1	0	0	0	0	0	118
12:45																0
13:00	0	44	24	2	6	1	6	1	0	0	1	1	0	0	0	86
13:15																0
13:30	0	59	53	0	4	4	8	1	1	0	0	0	0	0	0	130
13:45																0
15:00	0	94	54	1	7	1	8	0	0	0	0	0	0	0	0	165
15:15																0
15:30	0	90	49	1	9	4	6	1	0	0	0	0	0	0	0	160
15:45																0
16:00	0	83	39	4	8	5	7	1	0	0	0	0	0	0	0	147
16:15																0
16:30	0	107	50	3	8	1	9	0	0	0	0	0	0	0	0	178
16:45																0
17:00	0	131	69	4	6	3	6	1	0	0	0	0	0	0	0	220
17:15																0
17:30	0	119	47	1	3	3	4	1	0	0	0	0	0	0	0	178
17:45																0
18:00	0	102	57	1	6	0	3	1	0	0	0	0	0	0	0	170
18:15																0
18:30	0	104	58	2	6	1	5	0	0	0	0	0	0	0	0	176
18:45																0

SOUTHERN BROOKLYN TRANSPORTATION STUDY CLASSIFICATION COUNT

Location: **C3 - Kings Hwy South of Avenue N**

Direction: **Westbound**

Day/Date: **Thursday, 11/20/02**










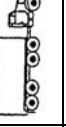
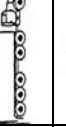

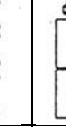
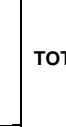

Time Begin	15 Classification Categories															TOTAL	
	1	2	3	4	5	6	7	8	9	10	11	12	13	14	15		
																	
	Motorcycles	Passenger Cars	SUV	2 Axle, 4 TIRE Pickups	Buses	Mini-Buses Pass. Vans	2 Axle, 6 TIRE Single Unites	3 Axle Single Unites	4 or More Axle Single Unites	4 or Less Axle Single Trailers	5 Axle Single Trailers	6 or More Axle Single Trailers	5 or Less Axle Multi-Trailers	6 Axle Multi-Trailers	7 or More Axle Multi-Trailers		
6:00-7:00	Volumes	0	60	35	1	10	3	7	3	0	0	0	0	0	0	0	119
	%	0.0%	50.4%	29.4%	0.8%	8.4%	2.5%	5.9%	2.5%	0.0%	0.0%	0.0%	0.0%	0.0%	0.0%	0.0%	100%
7:00-8:00	Volumes	0	149	64	3	24	6	15	0	0	1	1	0	0	0	0	263
	%	0.0%	56.7%	24.3%	1.1%	9.1%	2.3%	5.7%	0.0%	0.0%	0.4%	0.4%	0.0%	0.0%	0.0%	0.0%	100%
8:00-9:00	Volumes	0	173	72	6	12	5	16	4	0	0	3	0	0	0	0	291
	%	0.0%	59.5%	24.7%	2.1%	4.1%	1.7%	5.5%	1.4%	0.0%	0.0%	1.0%	0.0%	0.0%	0.0%	0.0%	100%
9:00-10:00	Volumes	0	150	61	8	12	1	62	4	0	0	2		0	0	0	300
	%	0.0%	50.0%	20.3%	2.7%	4.0%	0.3%	20.7%	1.3%	0.0%	0.0%	0.7%	0.0%	0.0%	0.0%	0.0%	100%
11:00-12:00	Volumes	0	111	84	1	9	3	15	4	0	0	1	1	0	0	0	229
	%	0.0%	48.5%	36.7%	0.4%	3.9%	1.3%	6.6%	1.7%	0.0%	0.0%	0.4%	0.4%	0.0%	0.0%	0.0%	100%
12:00-13:00	Volumes	1	110	72	5	11	4	17	2	3	1	1	0	0	0	0	227
	%	0.4%	48.5%	31.7%	2.2%	4.8%	1.8%	7.5%	0.9%	1.3%	0.4%	0.4%	0.0%	0.0%	0.0%	0.0%	100%
13:00-14:00	Volumes	0	103	77	2	10	5	14	2	1	0	1	1	0	0	0	216
	%	0.0%	47.7%	35.6%	0.9%	4.6%	2.3%	6.5%	0.9%	0.5%	0.0%	0.5%	0.5%	0.0%	0.0%	0.0%	100%
15:00-16:00	Volumes	0	184	103	2	16	5	14	1	0	0	0	0	0	0	0	325
	%	0.0%	56.6%	31.7%	0.6%	4.9%	1.5%	4.3%	0.3%	0.0%	0.0%	0.0%	0.0%	0.0%	0.0%	0.0%	100%
16:00-17:00	Volumes	0	190	89	7	16	6	16	1	0	0	0	0	0	0	0	325
	%	0.0%	58.5%	27.4%	2.2%	4.9%	1.8%	4.9%	0.3%	0.0%	0.0%	0.0%	0.0%	0.0%	0.0%	0.0%	100%
17:00-18:00	Volumes	0	250	116	5	9	6	10	2	0	0	0	0	0	0	0	398
	%	0.0%	62.8%	29.1%	1.3%	2.3%	1.5%	2.5%	0.5%	0.0%	0.0%	0.0%	0.0%	0.0%	0.0%	0.0%	100%
18:00-19:00	Volumes	0	206	115	3	12	1	8	1	0	0	0	0	0	0	0	346
	%	0.0%	59.5%	33.2%	0.9%	3.5%	0.3%	2.3%	0.3%	0.0%	0.0%	0.0%	0.0%	0.0%	0.0%	0.0%	100%

SOUTHERN BROOKLYN TRANSPORTATION STUDY CLASSIFICATION COUNT

Location: **C5 - Linden Blvd East of Brooklyn Avenue**












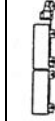



Direction: **Eastbound**

Day/Date: **Thursday, 11/20/02**

Time Begin	15 Classification Categories															TOTAL
	1	2	3	4	5	6	7	8	9	10	11	12	13	14	15	
																
Motorcycles	Passenger Cars	SUV	2 Axle, 4 TIRE Pickups	Buses	Mini-Buses Pass. Vans	2 Axle, 6 TIRE Single Unites	3 Axle Single Unites	4 or More Axle Single Unites	4 or Less Axle Single Trailers	5 Axle Single Trailers	6 or More Axle Single Trailers	5 or Less Axle Multi-Trailers	6 Axle Multi-Trailers	7 or More Axle Multi-Trailers		
6:00															0	
6:15	0	56	27	2	2	1	2	1	0	11	11	0	0	0	113	
6:30															0	
6:45	0	58	21	2	5	1	6	1	1	0	0	0	0	0	95	
7:00															0	
7:15	0	79	35	1	2	2	4	2	1	0	3	0	0	0	129	
7:30															0	
7:45	0	95	38	0	0	4	5	1	0	2	6	0	0	0	151	
8:00															0	
8:15	0	94	46	2	1	2	6	1	1	2	4	0	0	0	159	
8:30															0	
8:45	0	85	40	2	0	4	9	1	0	1	6	0	0	0	148	
9:00															0	
9:15	0	63	27	2	3	3	11	1	1	2	6	0	0	0	119	
9:30															0	
9:45	0	59	38	2	0	2	12	1	1	2	8	0	0	0	125	
11:00															0	
11:15	0	55	35	2	0	1	15	1	3	2	9	0	0	0	123	
11:30															0	
11:45	0	62	27	3	2	2	13	1	3	1	6	0	0	0	120	
12:00															0	
12:15	0	77	44	4	2	4	10	2	1	2	6	0	0	0	152	
12:30															0	
12:45	0	81	59	3	0	1	12	0	0	1	3	0	0	0	160	
13:00															0	
13:15	0	78	43	2	0	3	13	0	1	4	2	0	0	0	146	
13:30															0	
13:45	0	79	38	3	1	2	14	1	2	2	4	0	0	0	146	
15:00															0	
15:15	0	81	39	2	1	3	16	1	1	4	6	0	0	0	154	
15:30															0	
15:45	0	79	54	2	1	2	12	2	1	3	5	0	0	0	161	
16:00															0	
16:15	0	80	41	1	0	2	9	1	0	1	4	0	0	0	139	
16:30															0	
16:45	0	101	54	2	1	3	12	1	1	2	1	0	0	0	178	
17:00															0	
17:15	0	92	43	2	1	0	11	1	2	1	3	0	0	0	156	
17:30															0	
17:45	0	78	31	1	0	1	12	1	0	2	4	0	0	0	130	
18:00															0	
18:15	0	115	53	2	0	1	17	0	1	2	8	0	0	0	199	
18:30															0	
18:45	0	91	41	1	0	0	14	1	1	1	7	0	0	0	157	

SOUTHERN BROOKLYN TRANSPORTATION STUDY CLASSIFICATION COUNT

Location: **C5 - Linden Blvd East of Brooklyn Avenue**
 Direction: **Eastbound**
 Day/Date: **Thursday, 11/20/02**






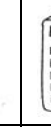







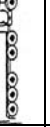

Time Begin	15 Classification Categories															TOTAL	
	1	2	3	4	5	6	7	8	9	10	11	12	13	14	15		
																	
6:00-7:00	Volumes	0	114	48	4	7	2	8	2	1	11	11	0	0	0	0	208
	%	0.0%	54.8%	23.1%	1.9%	3.4%	1.0%	3.8%	1.0%	0.5%	5.3%	5.3%	0.0%	0.0%	0.0%	0.0%	100%
7:00-8:00	Volumes	0	174	73	1	2	6	9	3	1	2	9	0	0	0	0	280
	%	0.0%	62.1%	26.1%	0.4%	0.7%	2.1%	3.2%	1.1%	0.4%	0.7%	3.2%	0.0%	0.0%	0.0%	0.0%	100%
8:00-9:00	Volumes	0	179	86	4	1	6	15	2	1	3	10	0	0	0	0	307
	%	0.0%	58.3%	28.0%	1.3%	0.3%	2.0%	4.9%	0.7%	0.3%	1.0%	3.3%	0.0%	0.0%	0.0%	0.0%	100%
9:00-10:00	Volumes	0	122	65	4	3	5	23	2	2	4	14	0	0	0	0	244
	%	0.0%	50.0%	26.6%	1.6%	1.2%	2.0%	9.4%	0.8%	0.8%	1.6%	5.7%	0.0%	0.0%	0.0%	0.0%	100%
11:00-12:00	Volumes	0	117	62	5	2	3	28	2	6	3	15	0	0	0	0	243
	%	0.0%	48.1%	25.5%	2.1%	0.8%	1.2%	11.5%	0.8%	2.5%	1.2%	6.2%	0.0%	0.0%	0.0%	0.0%	100%
12:00-13:00	Volumes	0	158	103	7	2	5	22	2	1	3	9	0	0	0	0	312
	%	0.0%	50.6%	33.0%	2.2%	0.6%	1.6%	7.1%	0.6%	0.3%	1.0%	2.9%	0.0%	0.0%	0.0%	0.0%	100%
13:00-14:00	Volumes	0	157	81	5	1	5	27	1	3	6	6	0	0	0	0	292
	%	0.0%	53.8%	27.7%	1.7%	0.3%	1.7%	9.2%	0.3%	1.0%	2.1%	2.1%	0.0%	0.0%	0.0%	0.0%	100%
15:00-16:00	Volumes	0	160	93	4	2	5	28	3	2	7	11	0	0	0	0	315
	%	0.0%	50.8%	29.5%	1.3%	0.6%	1.6%	8.9%	1.0%	0.6%	2.2%	3.5%	0.0%	0.0%	0.0%	0.0%	100%
16:00-17:00	Volumes	0	181	95	3	1	5	21	2	1	3	5	0	0	0	0	317
	%	0.0%	57.1%	30.0%	0.9%	0.3%	1.6%	6.6%	0.6%	0.3%	0.9%	1.6%	0.0%	0.0%	0.0%	0.0%	100%
17:00-18:00	Volumes	0	170	74	3	1	1	23	2	2	3	7	0	0	0	0	286
	%	0.0%	59.4%	25.9%	1.0%	0.3%	0.3%	8.0%	0.7%	0.7%	1.0%	2.4%	0.0%	0.0%	0.0%	0.0%	100%
18:00-19:00	Volumes	0	206	94	3	0	1	31	1	2	3	15	0	0	0	0	356
	%	0.0%	57.9%	26.4%	0.8%	0.0%	0.3%	8.7%	0.3%	0.6%	0.8%	4.2%	0.0%	0.0%	0.0%	0.0%	100%

SOUTHERN BROOKLYN TRANSPORTATION STUDY CLASSIFICATION COUNT

Location: **C5 - Linden Blvd East of Brooklyn Avenue**












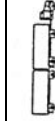



Direction: **Westbound**

Day/Date: **Thursday, 11/20/02**

Time Begin	15 Classification Categories															TOTAL
	1	2	3	4	5	6	7	8	9	10	11	12	13	14	15	
																
Motorcycles	Passenger Cars	SUV	2 Axle, 4 TIRE Pickups	Buses	Mini-Buses Pass. Vans	2 Axle, 6 TIRE Single Unites	3 Axle Single Unites	4 or More Axle Single Unites	4 or Less Axle Single Trailers	5 Axle Single Trailers	6 or More Axle Single Trailers	5 or Less Axle Multi-Trailers	6 Axle Multi-Trailers	7 or More Axle Multi-Trailers		
6:00	0	67	29	3	2	3	2	1	2	0	0	0	0	0	0	109
6:15																0
6:30	0	82	39	3	2	4	9	2	4	1	2	0	0	0	0	148
6:45																0
7:00	0	103	51	4	6	5	5	1	2	1	0	0	0	0	0	178
7:15																0
7:30	0	79	37	1	3	3	4	3	1	0	5	0	0	0	0	136
7:45																0
8:00	0	96	39	2	1	3	12	1	2	1	3	0	0	0	0	160
8:15																0
8:30	0	93	42	3	1	4	8	1	0	2	3	0	0	0	0	157
8:45																0
9:00	0	104	26	4	1	1	32	1	1	2	4	0	0	0	0	176
9:15																0
9:30	0	85	34	2	5	2	15	1	0	2	3	0	0	0	0	149
9:45																0
11:00	0	63	36	3	1	2	12	1	2	2	4	0	0	0	0	126
11:15																0
11:30	0	59	38	1	0	0	14	0	1	3	7	0	0	0	0	123
11:45																0
12:00	0	68	32	4	0	4	22	1	1	4	5	0	0	0	0	141
12:15																0
12:30	0	48	42	3	2	1	14	0	4	0	7	0	0	0	0	121
12:45																0
13:00	0	74	44	2	0	0	15	1	2	2	4	0	0	0	0	144
13:15																0
13:30	0	78	32	3	1	2	12	1	1	3	3	0	0	0	0	136
13:45																0
15:00	0	75	30	2	1	4	11	1	2	3	7	0	0	0	0	136
15:15																0
15:30	0	86	59	2	1	0	7	1	2	4	1	0	0	0	0	163
15:45																0
16:00	0	79	49	3	1	1	12	1	3	1	1	0	0	0	0	151
16:15																0
16:30	0	80	50	2	1	2	8	1	0	1	5	0	0	0	0	150
16:45																0
17:00	0	84	38	1	0	1	9	1	0	0	5	0	0	0	0	139
17:15																0
17:30	0	78	41	2	1	2	1	1	1	0	4	0	0	0	0	131
17:45																0
18:00	0	62	42	4	1	1	5	0	1	1	9	0	0	0	0	126
18:15																0
18:30	0	51	29	1	0	1	1	0	2	1	6	0	0	0	0	92
18:45																0

SOUTHERN BROOKLYN TRANSPORTATION STUDY CLASSIFICATION COUNT

Location: **C5 - Linden Blvd East of Brooklyn Avenue**
 Direction: **Westbound**
 Day/Date: **Thursday, 11/20/02**






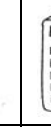







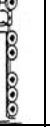

Time Begin	15 Classification Categories															TOTAL	
	1	2	3	4	5	6	7	8	9	10	11	12	13	14	15		
																	
6:00-7:00	Volumes	0	149	68	6	4	7	11	3	6	1	2	0	0	0	0	257
	%	0.0%	58.0%	26.5%	2.3%	1.6%	2.7%	4.3%	1.2%	2.3%	0.4%	0.8%	0.0%	0.0%	0.0%	0.0%	100%
7:00-8:00	Volumes	0	182	88	5	9	8	9	4	3	1	5	0	0	0	0	314
	%	0.0%	58.0%	28.0%	1.6%	2.9%	2.5%	2.9%	1.3%	1.0%	0.3%	1.6%	0.0%	0.0%	0.0%	0.0%	100%
8:00-9:00	Volumes	0	189	81	5	2	7	20	2	2	3	6	0	0	0	0	317
	%	0.0%	59.6%	25.6%	1.6%	0.6%	2.2%	6.3%	0.6%	0.6%	0.9%	1.9%	0.0%	0.0%	0.0%	0.0%	100%
9:00-10:00	Volumes	0	189	60	6	6	3	47	2	1	4	7	0	0	0	0	325
	%	0.0%	58.2%	18.5%	1.8%	1.8%	0.9%	14.5%	0.6%	0.3%	1.2%	2.2%	0.0%	0.0%	0.0%	0.0%	100%
11:00-12:00	Volumes	0	122	74	4	1	2	26	1	3	5	11	0	0	0	0	249
	%	0.0%	49.0%	29.7%	1.6%	0.4%	0.8%	10.4%	0.4%	1.2%	2.0%	4.4%	0.0%	0.0%	0.0%	0.0%	100%
12:00-13:00	Volumes	0	116	74	7	2	5	36	1	5	4	12	0	0	0	0	262
	%	0.0%	44.3%	28.2%	2.7%	0.8%	1.9%	13.7%	0.4%	1.9%	1.5%	4.6%	0.0%	0.0%	0.0%	0.0%	100%
13:00-14:00	Volumes	0	152	76	5	1	2	27	2	3	5	7	0	0	0	0	280
	%	0.0%	54.3%	27.1%	1.8%	0.4%	0.7%	9.6%	0.7%	1.1%	1.8%	2.5%	0.0%	0.0%	0.0%	0.0%	100%
15:00-16:00	Volumes	0	161	89	4	2	4	18	2	4	7	8	0	0	0	0	299
	%	0.0%	53.8%	29.8%	1.3%	0.7%	1.3%	6.0%	0.7%	1.3%	2.3%	2.7%	0.0%	0.0%	0.0%	0.0%	100%
16:00-17:00	Volumes	0	159	99	5	2	3	20	2	3	2	6	0	0	0	0	301
	%	0.0%	52.8%	32.9%	1.7%	0.7%	1.0%	6.6%	0.7%	1.0%	0.7%	2.0%	0.0%	0.0%	0.0%	0.0%	100%
17:00-18:00	Volumes	0	162	79	3	1	3	10	2	1	0	9	0	0	0	0	270
	%	0.0%	60.0%	29.3%	1.1%	0.4%	1.1%	3.7%	0.7%	0.4%	0.0%	3.3%	0.0%	0.0%	0.0%	0.0%	100%
18:00-19:00	Volumes	0	113	71	5	1	2	6	0	3	2	15	0	0	0	0	218
	%	0.0%	51.8%	32.6%	2.3%	0.5%	0.9%	2.8%	0.0%	1.4%	0.9%	6.9%	0.0%	0.0%	0.0%	0.0%	100%

SOUTHERN BROOKLYN TRANSPORTATION STUDY CLASSIFICATION COUNT

Location: **C6 - Fountain Avenue North of Flatland Avenue**












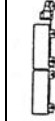



Direction: **Northbound**

Day/Date: **Tuesday, 11/26/02**

Time Begin	15 Classification Categories															TOTAL
	1	2	3	4	5	6	7	8	9	10	11	12	13	14	15	
																
6:00	0	15	2	0	1	0	1	1	0	0	0	0	0	0	0	20
6:15																0
6:30	0	23	3	1	3	3	5	0	0	0	0	1	0	0	0	39
6:45																0
7:00	0	36	13	0	3	1	3	1	0	0	1	1	0	0	0	59
7:15																0
7:30	0	36	11	1	0	2	7	2	0	0	3	0	0	0	0	62
7:45																0
8:00	0	41	25	2	1	0	5	1	1	1	2	0	0	0	0	79
8:15																0
8:30	0	32	18	1	0	0	5	6	2	0	1	0	0	0	0	65
8:45																0
9:00	0	37	20	1	0	0	5	4	0	0	2	0	0	0	0	69
9:15																0
9:30	0	26	19	1	0	1	3	1	0	1	0	0	0	0	0	52
9:45																0
11:00	0	29	17	3	2	1	7	1	1	0	2	0	0	0	0	63
11:15																0
11:30	0	34	18	1	0	3	6	2	0	1	0	0	0	0	0	65
11:45																0
12:00	0	22	19	2	1	1	3	6	0	0	1	0	0	0	0	55
12:15																0
12:30	0	36	25	1	1	0	7	0	0	0	1	0	0	0	0	71
12:45																0
13:00	0	25	16	0	1	0	6	2	1	0	1	0	0	0	0	52
13:15																0
13:30	0	36	24	1	0	0	7	3	1	0	1	0	0	0	0	73
13:45																0
15:00	0	47	34	3	1	1	5	1	0	0	1	0	0	0	0	93
15:15																0
15:30	0	62	35	3	2	1	4	2	0	0	0	0	0	0	0	109
15:45																0
16:00	0	58	25	1	2	4	5	0	0	0	1	0	0	0	0	96
16:15																0
16:30	0	46	24	4	2	4	4	3	0	0	1	0	0	0	0	88
16:45																0
17:00	0	31	25	3	0	0	4	1	0	1	1	0	0	0	0	66
17:15																0
17:30	0	36	21	1	0	0	7	0	0	0	2	0	0	0	0	67
17:45																0
18:00	0	30	22	0	1	4	1	0	0	1	0	0	0	0	0	59
18:15																0
18:30	0	37	19	2	0	0	5	0	0	0	1	0	0	0	0	64
18:45																0

SOUTHERN BROOKLYN TRANSPORTATION STUDY CLASSIFICATION COUNT

Location: **C6 - Fountain Avenue North of Flatland Avenue**
 Direction: **Northbound**
 Day/Date: **Tuesday, 11/26/02**










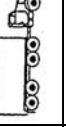
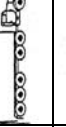

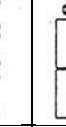
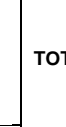

Time Begin	15 Classification Categories															TOTAL	
	1	2	3	4	5	6	7	8	9	10	11	12	13	14	15		
																	
	Motorcycles	Passenger Cars	SUV	2 Axle, 4 TIRE Pickups	Buses	Mini-Buses Pass. Vans	2 Axle, 6 TIRE Single Unites	3 Axle Single Unites	4 or More Axle Single Unites	4 or Less Axle Single Trailers	5 Axle Single Trailers	6 or More Axle Single Trailers	5 or Less Axle Multi-Trailers	6 Axle Multi-Trailers	7 or More Axle Multi-Trailers		
6:00-7:00	Volumes	0	38	5	1	4	3	6	1	0	0	0	1	0	0	0	59
	%	0.0%	64.4%	8.5%	1.7%	6.8%	5.1%	10.2%	1.7%	0.0%	0.0%	0.0%	1.7%	0.0%	0.0%	0.0%	100%
7:00-8:00	Volumes	0	72	24	1	3	3	10	3	0	0	4	1	0	0	0	121
	%	0.0%	59.5%	19.8%	0.8%	2.5%	2.5%	8.3%	2.5%	0.0%	0.0%	3.3%	0.8%	0.0%	0.0%	0.0%	100%
8:00-9:00	Volumes	0	73	43	3	1	0	10	7	3	1	3	0	0	0	0	144
	%	0.0%	50.7%	29.9%	2.1%	0.7%	0.0%	6.9%	4.9%	2.1%	0.7%	2.1%	0.0%	0.0%	0.0%	0.0%	100%
9:00-10:00	Volumes	0	63	39	2	0	1	8	5	0	1	2	0	0	0	0	121
	%	0.0%	52.1%	32.2%	1.7%	0.0%	0.8%	6.6%	4.1%	0.0%	0.8%	1.7%	0.0%	0.0%	0.0%	0.0%	100%
11:00-12:00	Volumes	0	63	35	4	2	4	13	3	1	1	2	0	0	0	0	128
	%	0.0%	49.2%	27.3%	3.1%	1.6%	3.1%	10.2%	2.3%	0.8%	0.8%	1.6%	0.0%	0.0%	0.0%	0.0%	100%
12:00-13:00	Volumes	0	58	44	3	2	1	10	6	0	0	2	0	0	0	0	126
	%	0.0%	46.0%	34.9%	2.4%	1.6%	0.8%	7.9%	4.8%	0.0%	0.0%	1.6%	0.0%	0.0%	0.0%	0.0%	100%
13:00-14:00	Volumes	0	61	40	1	1	0	13	5	2	0	2	0	0	0	0	125
	%	0.0%	48.8%	32.0%	0.8%	0.8%	0.0%	10.4%	4.0%	1.6%	0.0%	1.6%	0.0%	0.0%	0.0%	0.0%	100%
15:00-16:00	Volumes	0	109	69	6	3	2	9	3	0	0	1	0	0	0	0	202
	%	0.0%	54.0%	34.2%	3.0%	1.5%	1.0%	4.5%	1.5%	0.0%	0.0%	0.5%	0.0%	0.0%	0.0%	0.0%	100%
16:00-17:00	Volumes	0	104	49	5	4	8	9	3	0	0	2	0	0	0	0	184
	%	0.0%	56.5%	26.6%	2.7%	2.2%	4.3%	4.9%	1.6%	0.0%	0.0%	1.1%	0.0%	0.0%	0.0%	0.0%	100%
17:00-18:00	Volumes	0	67	46	4	0	0	11	1	0	1	3	0	0	0	0	133
	%	0.0%	50.4%	34.6%	3.0%	0.0%	0.0%	8.3%	0.8%	0.0%	0.8%	2.3%	0.0%	0.0%	0.0%	0.0%	100%
18:00-19:00	Volumes	0	67	41	2	1	4	6	0	0	1	1	0	0	0	0	123
	%	0.0%	54.5%	33.3%	1.6%	0.8%	3.3%	4.9%	0.0%	0.0%	0.8%	0.8%	0.0%	0.0%	0.0%	0.0%	100%

SOUTHERN BROOKLYN TRANSPORTATION STUDY CLASSIFICATION COUNT

Location: **C6 - Fountain Avenue North of Flatland Avenue**












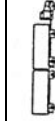



Direction: **Southbound**

Day/Date: **Tuesday, 11/26/02**

Time Begin	15 Classification Categories															TOTAL
	1	2	3	4	5	6	7	8	9	10	11	12	13	14	15	
																
Motorcycles	Passenger Cars	SUV	2 Axle, 4 TIRE Pickups	Buses	Mini-Buses Pass. Vans	2 Axle, 6 TIRE Single Unites	3 Axle Single Unites	4 or More Axle Single Unites	4 or Less Axle Single Trailers	5 Axle Single Trailers	6 or More Axle Single Trailers	5 or Less Axle Multi-Trailers	6 Axle Multi-Trailers	7 or More Axle Multi-Trailers		
6:00																0
6:15	1	16	9	2	3	1	3	0	0	0	5	0	0	0	0	40
6:30																0
6:45	0	27	14	1	6	6	4	0	0	0	0	0	0	0	0	58
7:00																0
7:15	0	19	16	0	4	4	5	4	1	0	2	0	0	0	0	55
7:30																0
7:45	0	38	23	1	2	2	6	2	1	0	1	0	0	0	0	76
8:00																0
8:15	0	46	24	1	4	0	2	4	1	0	1	0	0	0	0	83
8:30																0
8:45	0	36	13	4	5	0	5	1	0	0	2	0	0	0	0	66
9:00																0
9:15	0	26	17	2	4	3	12	3	1	0	2	0	0	0	0	70
9:30																0
9:45	0	32	22	0	6	2	5	2	0	0	1	1	0	0	0	71
11:00																0
11:15	0	27	17	1	2	3	5	1	0	0	0	0	0	0	0	56
11:30																0
11:45	0	37	16	1	3	0	2	1	0	0	0	1	0	0	0	61
12:00																0
12:15	0	41	20	0	2	1	3	2	0	0	0	0	0	0	0	69
12:30																0
12:45	0	49	15	1	0	1	5	0	0	0	1	0	0	0	0	72
13:00																0
13:15	0	53	29	1	2	1	3	1	3	0	3	0	0	0	0	96
13:30																0
13:45	0	35	18	0	1	0	5	2	1	0	0	0	0	0	0	62
15:00																0
15:15	0	49	23	0	2	1	5	0	1	0	0	0	0	0	0	81
15:30																0
15:45	0	41	16	0	2	1	1	2	0	0	0	0	0	0	0	63
16:00																0
16:15	0	52	23	0	2	3	2	1	0	0	1	0	0	0	0	84
16:30																0
16:45	0	41	24	0	1	0	2	0	0	1	1	0	0	0	0	70
17:00																0
17:15	0	43	29	0	1	1	3	1	0	1	2	0	0	0	0	81
17:30																0
17:45	0	60	26	0	0	1	1	0	0	0	2	0	0	0	0	90
18:00																0
18:15	0	34	25	0	1	5	0	0	0	0	0	0	0	0	0	65
18:30																0
18:45	0	45	17	1	1	0	1	0	0	0	0	0	0	0	0	65

SOUTHERN BROOKLYN TRANSPORTATION STUDY CLASSIFICATION COUNT

Location: **C6 - Fountain Avenue North of Flatland Avenue**
 Direction: **Southbound**
 Day/Date: **Tuesday, 11/26/02**




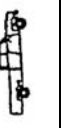

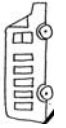


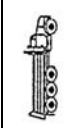
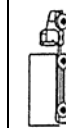
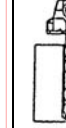


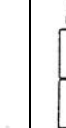

Time Begin	15 Classification Categories															TOTAL	
	1	2	3	4	5	6	7	8	9	10	11	12	13	14	15		
																	
	Motorcycles	Passenger Cars	SUV	2 Axle, 4 TIRE Pickups	Buses	Mini-Buses Pass. Vans	2 Axle, 6 TIRE Single Unites	3 Axle Single Unites	4 or More Axle Single Unites	4 or Less Axle Single Trailers	5 Axle Single Trailers	6 or More Axle Single Trailers	5 or Less Axle Multi-Trailers	6 Axle Multi-Trailers	7 or More Axle Multi-Trailers		
6:00-7:00	Volumes	1	43	23	3	9	7	7	0	0	0	5	0	0	0	0	98
	%	1.0%	43.9%	23.5%	3.1%	9.2%	7.1%	7.1%	0.0%	0.0%	0.0%	5.1%	0.0%	0.0%	0.0%	0.0%	100%
7:00-8:00	Volumes	0	57	39	1	6	6	11	6	2	0	3	0	0	0	0	131
	%	0.0%	43.5%	29.8%	0.8%	4.6%	4.6%	8.4%	4.6%	1.5%	0.0%	2.3%	0.0%	0.0%	0.0%	0.0%	100%
8:00-9:00	Volumes	0	82	37	5	9	0	7	5	1	0	3	0	0	0	0	149
	%	0.0%	55.0%	24.8%	3.4%	6.0%	0.0%	4.7%	3.4%	0.7%	0.0%	2.0%	0.0%	0.0%	0.0%	0.0%	100%
9:00-10:00	Volumes	0	58	39	2	10	5	17	5	1	0	3	0	0	0	0	140
	%	0.0%	41.4%	27.9%	1.4%	7.1%	3.6%	12.1%	3.6%	0.7%	0.0%	2.1%	0.0%	0.0%	0.0%	0.0%	100%
11:00-12:00	Volumes	0	64	33	2	5	3	7	2	0	0	0	1	0	0	0	117
	%	0.0%	54.7%	28.2%	1.7%	4.3%	2.6%	6.0%	1.7%	0.0%	0.0%	0.0%	0.9%	0.0%	0.0%	0.0%	100%
12:00-13:00	Volumes	0	90	35	1	2	2	8	2	0	0	1	0	0	0	0	141
	%	0.0%	63.8%	24.8%	0.7%	1.4%	1.4%	5.7%	1.4%	0.0%	0.0%	0.7%	0.0%	0.0%	0.0%	0.0%	100%
13:00-14:00	Volumes	0	88	47	1	3	1	8	3	4	0	3	0	0	0	0	158
	%	0.0%	55.7%	29.7%	0.6%	1.9%	0.6%	5.1%	1.9%	2.5%	0.0%	1.9%	0.0%	0.0%	0.0%	0.0%	100%
15:00-16:00	Volumes	0	90	39	0	4	2	6	2	1	0	0	0	0	0	0	144
	%	0.0%	62.5%	27.1%	0.0%	2.8%	1.4%	4.2%	1.4%	0.7%	0.0%	0.0%	0.0%	0.0%	0.0%	0.0%	100%
16:00-17:00	Volumes	0	93	47	0	3	3	4	1	0	1	2	0	0	0	0	154
	%	0.0%	60.4%	30.5%	0.0%	1.9%	1.9%	2.6%	0.6%	0.0%	0.6%	1.3%	0.0%	0.0%	0.0%	0.0%	100%
17:00-18:00	Volumes	0	103	55	0	1	2	4	1	0	1	4	0	0	0	0	171
	%	0.0%	60.2%	32.2%	0.0%	0.6%	1.2%	2.3%	0.6%	0.0%	0.6%	2.3%	0.0%	0.0%	0.0%	0.0%	100%
18:00-19:00	Volumes	0	79	42	1	2	5	1	0	0	0	0	0	0	0	0	130
	%	0.0%	60.8%	32.3%	0.8%	1.5%	3.8%	0.8%	0.0%	0.0%	0.0%	0.0%	0.0%	0.0%	0.0%	0.0%	100%

SOUTHERN BROOKLYN TRANSPORTATION STUDY CLASSIFICATION COUNT

Location: **C7 - Pennsylvania Avenue South of Flatlands Avenue**

Direction: **Northbound**

Day/Date: **Tuesday, 11/26/02**












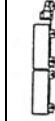



Time Begin	15 Classification Categories															TOTAL
	1	2	3	4	5	6	7	8	9	10	11	12	13	14	15	
																
Motorcycles	Passenger Cars	SUV	2 Axle, 4 TIRE Pickups	Buses	Mini-Buses Pass. Vans	2 Axle, 6 TIRE Single Unites	3 Axle Single Unites	4 or More Axle Single Unites	4 or Less Axle Single Trailers	5 Axle Single Trailers	6 or More Axle Single Trailers	5 or Less Axle Multi-Trailers	6 Axle Multi-Trailers	7 or More Axle Multi-Trailers		
6:00	0	120	28	2	4	6	2	0	0	0	0	0	0	0	0	162
6:15																0
6:30	0	240	24	6	3	15	4	2	0	0	0	0	0	0	0	294
6:45																0
7:00	0	281	26	3	10	15	1	0	0	0	0	0	0	0	0	336
7:15																0
7:30	0	320	21	2	9	2	1	0	0	0	0	0	0	0	0	355
7:45																0
8:00	1	348	23	2	8	9	2	0	0	0	0	0	0	0	0	393
8:15																0
8:30	1	312	16	3	2	2	0	0	0	0	0	0	0	0	0	336
8:45																0
9:00	0	245	27	4	3	2	0	0	0	0	0	0	0	0	0	281
9:15																0
9:30	0	219	19	2	4	6	4	0	0	0	0	0	0	0	0	254
9:45																0
11:00																0
11:15	1	150	28	1	3	2	2	2	0	0	0	0	0	0	0	189
11:30																0
11:45	0	131	21	2	2	3	0	1	0	0	0	0	0	0	0	160
12:00																0
12:15	0	160	23	3	3	4	2	0	0	0	0	0	0	0	0	195
12:30																0
12:45	0	171	2	3	3	0	7	0	0	0	0	0	0	0	0	186
13:00																0
13:15	0	128	21	0	4	2	2	1	0	0	0	0	0	0	0	158
13:30																0
13:45	0	177	33	3	4	3	4	0	0	0	0	0	0	0	0	224
15:00	0	176	31	2	4	2	3	0	0	0	0	0	0	0	0	218
15:15																0
15:30	0	190	33	2	4	5	1	0	1	0	0	0	0	0	0	236
15:45																0
16:00	0	164	28	1	7	4	0	0	0	0	0	0	0	0	0	204
16:15																0
16:30	0	181	23	2	3	3	1	0	0	0	0	0	0	0	0	213
16:45																0
17:00	0	186	44	2	4	3	2	0	0	0	0	0	0	0	0	241
17:15																0
17:30	0	180	44	1	6	1	1	0	0	0	0	0	0	0	0	233
17:45																0
18:00	0	120	38	0	4	1	1	0	0	0	0	0	0	0	0	164
18:15																0
18:30	0	148	27	0	4	1	0	0	0	0	0	0	0	0	0	180
18:45																0

SOUTHERN BROOKLYN TRANSPORTATION STUDY CLASSIFICATION COUNT

Location: **C7 - Pennsylvania Avenue South of Flatlands Avenue**

Direction: **Northbound**

Day/Date: **Tuesday, 11/26/02**





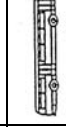

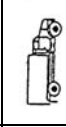
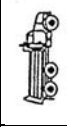

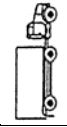


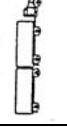
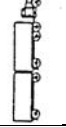
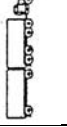
Time Begin	15 Classification Categories															TOTAL	
	1	2	3	4	5	6	7	8	9	10	11	12	13	14	15		
																	
	Motorcycles	Passenger Cars	SUV	2 Axle, 4 TIRE Pickups	Buses	Mini-Buses Pass. Vans	2 Axle, 6 TIRE Single Unites	3 Axle Single Unites	4 or More Axle Single Unites	4 or Less Axle Single Trailers	5 Axle Single Trailers	6 or More Axle Single Trailers	5 or Less Axle Multi-Trailers	6 Axle Multi-Trailers	7 or More Axle Multi-Trailers		
6:00-7:00	Volumes	0	360	52	8	7	21	6	2	0	0	0	0	0	0	0	456
	%	0.0%	78.9%	11.4%	1.8%	1.5%	4.6%	1.3%	0.4%	0.0%	0.0%	0.0%	0.0%	0.0%	0.0%	0.0%	100%
7:00-8:00	Volumes	0	601	47	5	19	17	2	0	0	0	0	0	0	0	0	691
	%	0.0%	87.0%	6.8%	0.7%	2.7%	2.5%	0.3%	0.0%	0.0%	0.0%	0.0%	0.0%	0.0%	0.0%	0.0%	100%
8:00-9:00	Volumes	2	660	39	5	10	11	2	0	0	0	0	0	0	0	0	729
	%	0.3%	90.5%	5.3%	0.7%	1.4%	1.5%	0.3%	0.0%	0.0%	0.0%	0.0%	0.0%	0.0%	0.0%	0.0%	100%
9:00-10:00	Volumes	0	464	46	6	7	8	4	0	0	0	0	0	0	0	0	535
	%	0.0%	86.7%	8.6%	1.1%	1.3%	1.5%	0.7%	0.0%	0.0%	0.0%	0.0%	0.0%	0.0%	0.0%	0.0%	100%
11:00-12:00	Volumes	1	281	49	3	5	5	2	3	0	0	0	0	0	0	0	349
	%	0.3%	80.5%	14.0%	0.9%	1.4%	1.4%	0.6%	0.9%	0.0%	0.0%	0.0%	0.0%	0.0%	0.0%	0.0%	100%
12:00-13:00	Volumes	0	331	25	6	6	4	9	0	0	0	0	0	0	0	0	381
	%	0.0%	86.9%	6.6%	1.6%	1.6%	1.0%	2.4%	0.0%	0.0%	0.0%	0.0%	0.0%	0.0%	0.0%	0.0%	100%
13:00-14:00	Volumes	0	305	54	3	8	5	6	1	0	0	0	0	0	0	0	382
	%	0.0%	79.8%	14.1%	0.8%	2.1%	1.3%	1.6%	0.3%	0.0%	0.0%	0.0%	0.0%	0.0%	0.0%	0.0%	100%
15:00-16:00	Volumes	0	366	64	4	8	7	4	0	1	0	0	0	0	0	0	454
	%	0.0%	80.6%	14.1%	0.9%	1.8%	1.5%	0.9%	0.0%	0.2%	0.0%	0.0%	0.0%	0.0%	0.0%	0.0%	100%
16:00-17:00	Volumes	0	345	51	3	10	7	1	0	0	0	0	0	0	0	0	417
	%	0.0%	82.7%	12.2%	0.7%	2.4%	1.7%	0.2%	0.0%	0.0%	0.0%	0.0%	0.0%	0.0%	0.0%	0.0%	100%
17:00-18:00	Volumes	0	366	88	3	10	4	3	0	0	0	0	0	0	0	0	474
	%	0.0%	77.2%	18.6%	0.6%	2.1%	0.8%	0.6%	0.0%	0.0%	0.0%	0.0%	0.0%	0.0%	0.0%	0.0%	100%
18:00-19:00	Volumes	0	268	65	0	8	2	1	0	0	0	0	0	0	0	0	344
	%	0.0%	77.9%	18.9%	0.0%	2.3%	0.6%	0.3%	0.0%	0.0%	0.0%	0.0%	0.0%	0.0%	0.0%	0.0%	100%

SOUTHERN BROOKLYN TRANSPORTATION STUDY CLASSIFICATION COUNT

Location: **C7 - Pennsylvania Avenue South of Flatlands Avenue**












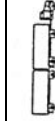



Direction: **Southbound**

Day/Date: **Tuesday, 11/26/02**

Time Begin	15 Classification Categories															TOTAL
	1	2	3	4	5	6	7	8	9	10	11	12	13	14	15	
																
6:00																0
6:15	0	88	10	0	2	3	0	0	0	0	0	0	0	0	0	103
6:30																0
6:45	0	89	3	2	12	6	2	0	0	0	0	0	0	0	0	114
7:00																0
7:15	0	111	9	1	9	7	2	0	0	0	0	0	0	0	0	139
7:30																0
7:45	0	128	6	1	11	1	0	1	0	0	0	0	0	0	0	148
8:00																0
8:15	0	139	8	2	3	2	0	1	0	0	0	0	0	0	0	155
8:30																0
8:45	0	137	15	2	4	1	0	0	0	0	0	0	0	0	0	159
9:00																0
9:15	0	127	8	0	4	1	1	0	0	0	1	0	0	0	0	142
9:30																0
9:45	0	145	13	4	1	5	0	0	0	0	0	0	0	0	0	168
11:00	0	141	20	4	2	1	3	0	0	0	0	0	0	0	0	171
11:15																0
11:30	0	158	30	1	2	4	4	0	0	0	0	0	0	0	0	199
11:45																0
12:00	1	170	29	5	2	5	4	0	0	0	0	0	0	0	0	216
12:15																0
12:30	0	165	20	3	3	2	3	0	0	0	0	0	0	0	0	196
12:45																0
13:00	0	166	33	1	4	3	3	1	0	0	0	0	0	0	0	211
13:15																0
13:30	0	170	31	4	3	0	4	0	0	0	0	0	0	0	0	212
13:45																0
15:00																0
15:15	0	223	44	3	7	3	0	1	0	0	0	0	0	0	0	281
15:30																0
15:45	0	228	38	3	5	9	1	0	0	0	0	0	0	0	0	284
16:00																0
16:15	0	176	41	0	8	8	0	0	0	0	0	0	0	0	0	233
16:30																0
16:45	0	220	53	5	3	4	2	0	0	0	0	0	0	0	0	287
17:00																0
17:15	0	252	53	0	6	2	2	0	0	0	0	0	0	0	0	315
17:30																0
17:45	0	221	48	1	1	2	1	0	0	0	0	0	0	0	0	274
18:00																0
18:15	0	294	60	1	2	3	0	0	0	0	0	0	0	0	0	360
18:30																0
18:45	1	210	33	0	5	1	0	0	0	0	0	0	0	0	0	250

SOUTHERN BROOKLYN TRANSPORTATION STUDY CLASSIFICATION COUNT

Location: **C7 - Pennsylvania Avenue South of Flatlands Avenue**
 Direction: **Southbound**
 Day/Date: **Tuesday, 11/26/02**










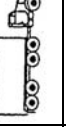
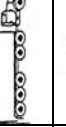

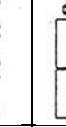
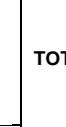

Time Begin	15 Classification Categories															TOTAL	
	1	2	3	4	5	6	7	8	9	10	11	12	13	14	15		
																	
	Motorcycles	Passenger Cars	SUV	2 Axle, 4 TIRE Pickups	Buses	Mini-Buses Pass. Vans	2 Axle, 6 TIRE Single Unites	3 Axle Single Unites	4 or More Axle Single Unites	4 or Less Axle Single Trailers	5 Axle Single Trailers	6 or More Axle Single Trailers	5 or Less Axle Multi-Trailers	6 Axle Multi-Trailers	7 or More Axle Multi-Trailers		
6:00-7:00	Volumes	0	177	13	2	14	9	2	0	0	0	0	0	0	0	0	217
	%	0.0%	81.6%	6.0%	0.9%	6.5%	4.1%	0.9%	0.0%	0.0%	0.0%	0.0%	0.0%	0.0%	0.0%	0.0%	100%
7:00-8:00	Volumes	0	239	15	2	20	8	2	1	0	0	0	0	0	0	0	287
	%	0.0%	83.3%	5.2%	0.7%	7.0%	2.8%	0.7%	0.3%	0.0%	0.0%	0.0%	0.0%	0.0%	0.0%	0.0%	100%
8:00-9:00	Volumes	0	276	23	4	7	3	0	1	0	0	0	0	0	0	0	314
	%	0.0%	87.9%	7.3%	1.3%	2.2%	1.0%	0.0%	0.3%	0.0%	0.0%	0.0%	0.0%	0.0%	0.0%	0.0%	100%
9:00-10:00	Volumes	0	272	21	4	5	6	1	0	0	0	1	0	0	0	0	310
	%	0.0%	87.7%	6.8%	1.3%	1.6%	1.9%	0.3%	0.0%	0.0%	0.0%	0.3%	0.0%	0.0%	0.0%	0.0%	100%
11:00-12:00	Volumes	0	299	50	5	4	5	7	0	0	0	0	0	0	0	0	370
	%	0.0%	80.8%	13.5%	1.4%	1.1%	1.4%	1.9%	0.0%	0.0%	0.0%	0.0%	0.0%	0.0%	0.0%	0.0%	100%
12:00-13:00	Volumes	1	335	49	8	5	7	7	0	0	0	0	0	0	0	0	412
	%	0.2%	81.3%	11.9%	1.9%	1.2%	1.7%	1.7%	0.0%	0.0%	0.0%	0.0%	0.0%	0.0%	0.0%	0.0%	100%
13:00-14:00	Volumes	0	336	64	5	7	3	7	1	0	0	0	0	0	0	0	423
	%	0.0%	79.4%	15.1%	1.2%	1.7%	0.7%	1.7%	0.2%	0.0%	0.0%	0.0%	0.0%	0.0%	0.0%	0.0%	100%
15:00-16:00	Volumes	0	451	82	6	12	12	1	1	0	0	0	0	0	0	0	565
	%	0.0%	79.8%	14.5%	1.1%	2.1%	2.1%	0.2%	0.2%	0.0%	0.0%	0.0%	0.0%	0.0%	0.0%	0.0%	100%
16:00-17:00	Volumes	0	396	94	5	11	12	2	0	0	0	0	0	0	0	0	520
	%	0.0%	76.2%	18.1%	1.0%	2.1%	2.3%	0.4%	0.0%	0.0%	0.0%	0.0%	0.0%	0.0%	0.0%	0.0%	100%
17:00-18:00	Volumes	0	473	101	1	7	4	3	0	0	0	0	0	0	0	0	589
	%	0.0%	80.3%	17.1%	0.2%	1.2%	0.7%	0.5%	0.0%	0.0%	0.0%	0.0%	0.0%	0.0%	0.0%	0.0%	100%
18:00-19:00	Volumes	1	504	93	1	7	4	0	0	0	0	0	0	0	0	0	610
	%	0.2%	82.6%	15.2%	0.2%	1.1%	0.7%	0.0%	0.0%	0.0%	0.0%	0.0%	0.0%	0.0%	0.0%	0.0%	100%

SOUTHERN BROOKLYN TRANSPORTATION STUDY CLASSIFICATION COUNT

Location: **C9 - Ralph Avenue North of Avenue J**












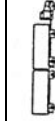



Direction: **Northbound**

Day/Date: **Thursday, 11/20/02**

Time Begin	15 Classification Categories															TOTAL
	1	2	3	4	5	6	7	8	9	10	11	12	13	14	15	
																
Motorcycles	Passenger Cars	SUV	2 Axle, 4 TIRE Pickups	Buses	Mini-Buses Pass. Vans	2 Axle, 6 TIRE Single Unites	3 Axle Single Unites	4 or More Axle Single Unites	4 or Less Axle Single Trailers	5 Axle Single Trailers	6 or More Axle Single Trailers	5 or Less Axle Multi-Trailers	6 Axle Multi-Trailers	7 or More Axle Multi-Trailers		
6:00	0	72	13	2	11	5	4	3	0	0	0	0	0	0	0	110
6:15																0
6:30	0	107	17	4	18	9	2	0	0	0	0	0	0	0	0	157
6:45																0
7:00	0	132	27	9	14	7	3	3	0	1	0	0	0	0	0	196
7:15																0
7:30	0	242	34	4	6	6	5	1	0	0	1	1	0	0	0	300
7:45																0
8:00	0	258	37	3	9	5	9	4	0	0	1	0	0	0	0	326
8:15																0
8:30	0	185	34	2	5	2	5	2	0	0	0	0	0	0	0	235
8:45																0
9:00	0	162	30	5	3	2	6	5	0	1	1	2	0	0	0	217
9:15																0
9:30	0	143	32	2	3	5	8	3	1	1	1	0	0	0	0	199
9:45																0
11:00	0	187	27	2	2	3	5	5	2	0	1	0	0	0	0	234
11:15																0
11:30	0	164	21	3	2	2	6	1	0	1	1	0	0	0	0	201
11:45																0
12:00	0	198	40	1	3	2	10	3	1	0	2	1	0	0	0	261
12:15																0
12:30	0	196	29	0	2	3	7	3	0	0	0	0	0	0	0	240
12:45																0
13:00	0	224	31	3	6	3	13	2	0	0	0	0	0	0	0	282
13:15																0
13:30	0	236	48	1	12	4	12	4	1	1	1	0	0	0	0	320
13:45																0
15:00	0	280	48	2	11	4	10	4	0	0	0	0	0	0	0	359
15:15																0
15:30	0	266	35	4	9	5	6	5	0	0	1	0	0	0	0	331
15:45																0
16:00	0	264	42	4	4	2	11	4	0	0	1	0	0	0	0	332
16:15																0
16:30	0	284	32	3	7	3	10	1	1	0	0	0	0	0	0	341
16:45																0
17:00	0	290	40	2	5	3	8	1	0	0	1	0	0	0	0	350
17:15																0
17:30	0	279	37	1	3	2	6	1	0	0	0	0	0	0	0	329
17:45																0
18:00	0	258	32	2	7	0	4	1	0	0	0	0	0	0	0	304
18:15																0
18:30	1	239	38	2	5	1	3	1	0	0	0	0	0	0	0	290
18:45																0

SOUTHERN BROOKLYN TRANSPORTATION STUDY CLASSIFICATION COUNT

Location: **C9 - Ralph Avenue North of Avenue J**
 Direction: **Northbound**
 Day/Date: **Thursday, 11/20/02**






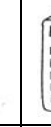







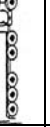

Time Begin	15 Classification Categories															TOTAL	
	1	2	3	4	5	6	7	8	9	10	11	12	13	14	15		
																	
	Motorcycles	Passenger Cars	SUV	2 Axle, 4 TIRE Pickups	Buses	Mini-Buses Pass. Vans	2 Axle, 6 TIRE Single Unites	3 Axle Single Unites	4 or More Axle Single Unites	4 or Less Axle Single Trailers	5 Axle Single Trailers	6 or More Axle Single Trailers	5 or Less Axle Multi-Trailers	6 Axle Multi-Trailers	7 or More Axle Multi-Trailers		
6:00-7:00	Volumes	0	179	30	6	29	14	6	3	0	0	0	0	0	0	0	267
	%	0.0%	67.0%	11.2%	2.2%	10.9%	5.2%	2.2%	1.1%	0.0%	0.0%	0.0%	0.0%	0.0%	0.0%	0.0%	100%
7:00-8:00	Volumes	0	374	61	13	20	13	8	4	0	1	1	1	0	0	0	496
	%	0.0%	75.4%	12.3%	2.6%	4.0%	2.6%	1.6%	0.8%	0.0%	0.2%	0.2%	0.2%	0.0%	0.0%	0.0%	100%
8:00-9:00	Volumes	0	443	71	5	14	7	14	6	0	0	1	0	0	0	0	561
	%	0.0%	79.0%	12.7%	0.9%	2.5%	1.2%	2.5%	1.1%	0.0%	0.0%	0.2%	0.0%	0.0%	0.0%	0.0%	100%
9:00-10:00	Volumes	0	305	62	7	6	7	14	8	1	2	2	2	0	0	0	416
	%	0.0%	73.3%	14.9%	1.7%	1.4%	1.7%	3.4%	1.9%	0.2%	0.5%	0.5%	0.5%	0.0%	0.0%	0.0%	100%
11:00-12:00	Volumes	0	351	48	5	4	5	11	6	2	1	2	0	0	0	0	435
	%	0.0%	80.7%	11.0%	1.1%	0.9%	1.1%	2.5%	1.4%	0.5%	0.2%	0.5%	0.0%	0.0%	0.0%	0.0%	100%
12:00-13:00	Volumes	0	394	69	1	5	5	17	6	1	0	2	1	0	0	0	501
	%	0.0%	78.6%	13.8%	0.2%	1.0%	1.0%	3.4%	1.2%	0.2%	0.0%	0.4%	0.2%	0.0%	0.0%	0.0%	100%
13:00-14:00	Volumes	0	460	79	4	18	7	25	6	1	1	1	0	0	0	0	602
	%	0.0%	76.4%	13.1%	0.7%	3.0%	1.2%	4.2%	1.0%	0.2%	0.2%	0.2%	0.0%	0.0%	0.0%	0.0%	100%
15:00-16:00	Volumes	0	546	83	6	20	9	16	9	0	0	1	0	0	0	0	690
	%	0.0%	79.1%	12.0%	0.9%	2.9%	1.3%	2.3%	1.3%	0.0%	0.0%	0.1%	0.0%	0.0%	0.0%	0.0%	100%
16:00-17:00	Volumes	0	548	74	7	11	5	21	5	1	0	1	0	0	0	0	673
	%	0.0%	81.4%	11.0%	1.0%	1.6%	0.7%	3.1%	0.7%	0.1%	0.0%	0.1%	0.0%	0.0%	0.0%	0.0%	100%
17:00-18:00	Volumes	0	569	77	3	8	5	14	2	0	0	1	0	0	0	0	679
	%	0.0%	83.8%	11.3%	0.4%	1.2%	0.7%	2.1%	0.3%	0.0%	0.0%	0.1%	0.0%	0.0%	0.0%	0.0%	100%
18:00-19:00	Volumes	1	497	70	4	12	1	7	2	0	0	0	0	0	0	0	594
	%	0.2%	83.7%	11.8%	0.7%	2.0%	0.2%	1.2%	0.3%	0.0%	0.0%	0.0%	0.0%	0.0%	0.0%	0.0%	100%

SOUTHERN BROOKLYN TRANSPORTATION STUDY CLASSIFICATION COUNT

Location: **C9 - Ralph Avenue North of Avenue J**













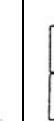

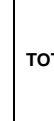
Direction: **Southbound**

Day/Date: **Thursday, 11/20/02**

Time Begin	15 Classification Categories															TOTAL
	1	2	3	4	5	6	7	8	9	10	11	12	13	14	15	
																
Motorcycles	Passenger Cars	SUV	2 Axle, 4 TIRE Pickups	Buses	Mini-Buses Pass. Vans	2 Axle, 6 TIRE Single Unites	3 Axle Single Unites	4 or More Axle Single Unites	4 or Less Axle Single Trailers	5 Axle Single Trailers	6 or More Axle Single Trailers	5 or Less Axle Multi-Trailers	6 Axle Multi-Trailers	7 or More Axle Multi-Trailers		
6:00															0	
6:15	0	45	8	0	12	5	9	0	1	0	2	0	0	0	82	
6:30															0	
6:45	0	66	21	2	19	3	7	1	1	0	1	0	0	0	121	
7:00															0	
7:15	0	92	26	0	12	3	11	3	0	2	0	0	0	0	149	
7:30															0	
7:45	0	148	27	4	5	5	8	1	0	0	3	1	0	0	202	
8:00															0	
8:15	0	144	33	3	12	4	9	2	0	0	0	0	0	0	207	
8:30															0	
8:45	0	151	29	2	6	5	12	2	0	0	1	0	0	0	208	
9:00															0	
9:15	0	156	28	3	4	3	11	3	1	0	2	0	0	0	211	
9:30															0	
9:45	0	189	34	1	1	2	7	1	1	0	0	0	0	0	236	
11:00															0	
11:15	0	169	33	7	4	3	8	3	0	0	1	1	0	0	229	
11:30															0	
11:45	0	192	30	1	3	2	6	0	0	0	0	0	0	0	234	
12:00															0	
12:15	0	167	34	1	1	2	4	2	2	0	1	0	0	0	214	
12:30															0	
12:45	0	179	24	1	3	5	6	3	0	0	1	0	0	0	222	
13:00															0	
13:15	0	173	25	0	3	2	4	1	1	0	0	0	0	0	209	
13:30															0	
13:45	0	196	39	1	7	4	13	4	0	0	0	0	0	0	264	
15:00															0	
15:15	0	261	40	3	4	3	5	0	0	0	1	0	0	0	317	
15:30															0	
15:45	0	256	33	6	14	1	9	1	1	0	0	0	0	0	321	
16:00															0	
16:15	0	225	30	3	17	3	4	2	0	0	0	0	0	0	284	
16:30															0	
16:45	1	254	20	1	10	6	2	2	1	0	0	0	0	0	297	
17:00															0	
17:15	0	258	34	3	4	5	7	0	0	0	0	0	0	0	311	
17:30															0	
17:45	0	229	34	2	1	2	4	0	0	0	0	0	0	0	272	
18:00															0	
18:15	0	206	33	3	3	0	1	3	0	0	1	0	0	0	250	
18:30															0	
18:45	0	198	32	2	2	0	0	1	0	0	0	0	0	0	235	










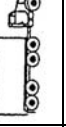
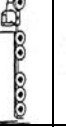

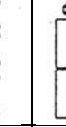
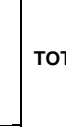

SOUTHERN BROOKLYN TRANSPORTATION STUDY CLASSIFICATION COUNT

Location: **C9 - Ralph Avenue North of Avenue J**
 Direction: **Southbound**
 Day/Date: **Thursday, 11/20/02**

Time Begin	15 Classification Categories															TOTAL	
	1	2	3	4	5	6	7	8	9	10	11	12	13	14	15		
																	
	Motorcycles	Passenger Cars	SUV	2 Axle, 4 TIRE Pickups	Buses	Mini-Buses Pass. Vans	2 Axle, 6 TIRE Single Unites	3 Axle Single Unites	4 or More Axle Single Unites	4 or Less Axle Single Trailers	5 Axle Single Trailers	6 or More Axle Single Trailers	5 or Less Axle Multi-Trailers	6 Axle Multi-Trailers	7 or More Axle Multi-Trailers		
6:00-7:00	Volumes	0	111	29	2	31	8	16	1	2	0	3	0	0	0	0	203
	%	0.0%	54.7%	14.3%	1.0%	15.3%	3.9%	7.9%	0.5%	1.0%	0.0%	1.5%	0.0%	0.0%	0.0%	0.0%	100%
7:00-8:00	Volumes	0	240	53	4	17	8	19	4	0	2	3	1	0	0	0	351
	%	0.0%	68.4%	15.1%	1.1%	4.8%	2.3%	5.4%	1.1%	0.0%	0.6%	0.9%	0.3%	0.0%	0.0%	0.0%	100%
8:00-9:00	Volumes	0	295	62	5	18	9	21	4	0	0	1	0	0	0	0	415
	%	0.0%	71.1%	14.9%	1.2%	4.3%	2.2%	5.1%	1.0%	0.0%	0.0%	0.2%	0.0%	0.0%	0.0%	0.0%	100%
9:00-10:00	Volumes	0	345	62	4	5	5	18	4	2	0	2		0	0	0	447
	%	0.0%	77.2%	13.9%	0.9%	1.1%	1.1%	4.0%	0.9%	0.4%	0.0%	0.4%	0.0%	0.0%	0.0%	0.0%	100%
11:00-12:00	Volumes	0	361	63	8	7	5	14	3	0	0	1	1	0	0	0	463
	%	0.0%	78.0%	13.6%	1.7%	1.5%	1.1%	3.0%	0.6%	0.0%	0.0%	0.2%	0.2%	0.0%	0.0%	0.0%	100%
12:00-13:00	Volumes	0	346	58	2	4	7	10	5	2	0	2	0	0	0	0	436
	%	0.0%	79.4%	13.3%	0.5%	0.9%	1.6%	2.3%	1.1%	0.5%	0.0%	0.5%	0.0%	0.0%	0.0%	0.0%	100%
13:00-14:00	Volumes	0	369	64	1	10	6	17	5	1	0	0	0	0	0	0	473
	%	0.0%	78.0%	13.5%	0.2%	2.1%	1.3%	3.6%	1.1%	0.2%	0.0%	0.0%	0.0%	0.0%	0.0%	0.0%	100%
15:00-16:00	Volumes	0	517	73	9	18	4	14	1	1	0	1	0	0	0	0	638
	%	0.0%	81.0%	11.4%	1.4%	2.8%	0.6%	2.2%	0.2%	0.2%	0.0%	0.2%	0.0%	0.0%	0.0%	0.0%	100%
16:00-17:00	Volumes	1	479	50	4	27	9	6	4	1	0	0	0	0	0	0	581
	%	0.2%	82.4%	8.6%	0.7%	4.6%	1.5%	1.0%	0.7%	0.2%	0.0%	0.0%	0.0%	0.0%	0.0%	0.0%	100%
17:00-18:00	Volumes	0	487	68	5	5	7	11	0	0	0	0	0	0	0	0	583
	%	0.0%	83.5%	11.7%	0.9%	0.9%	1.2%	1.9%	0.0%	0.0%	0.0%	0.0%	0.0%	0.0%	0.0%	0.0%	100%
18:00-19:00	Volumes	0	404	65	5	5	0	1	4	0	0	1	0	0	0	0	485
	%	0.0%	83.3%	13.4%	1.0%	1.0%	0.0%	0.2%	0.8%	0.0%	0.0%	0.2%	0.0%	0.0%	0.0%	0.0%	100%












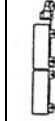



SOUTHERN BROOKLYN TRANSPORTATION STUDY CLASSIFICATION COUNT

Location: **C11 - 92nd Street West of 7th Avenue**
 Direction: **Eastbound**
 Day/Date: **Thursday, 11/20/02**

Time Begin	15 Classification Categories															TOTAL
	1	2	3	4	5	6	7	8	9	10	11	12	13	14	15	
																
Motorcycles	Passenger Cars	SUV	2 Axle, 4 TIRE Pickups	Buses	Mini-Buses Pass. Vans	2 Axle, 6 TIRE Single Unites	3 Axle Single Unites	4 or More Axle Single Unites	4 or Less Axle Single Trailers	5 Axle Single Trailers	6 or More Axle Single Trailers	5 or Less Axle Multi-Trailers	6 Axle Multi-Trailers	7 or More Axle Multi-Trailers		
6:00															0	
6:15	0	57	7	4	2	1	4	0	0	0	0	0	0	0	75	
6:30															0	
6:45	0	101	13	2	3	0	4	2	0	0	0	0	0	0	125	
7:00															0	
7:15	0	130	12	3	2	1	3	1	0	0	1	0	0	0	153	
7:30															0	
7:45	0	166	13	3	4	0	7	2	0	0	1	0	0	0	196	
8:00															0	
8:15	0	165	28	3	6	3	7	0	0	1	1	0	0	0	214	
8:30															0	
8:45	0	116	13	3	3	3	10	0	0	0	1	0	0	0	149	
9:00															0	
9:15	0	105	5	4	4	5	13	0	3	0	2	1	0	0	142	
9:30															0	
9:45	0	83	6	2	2	1	8	1	0	0	1	0	0	0	104	
11:00															0	
11:15	0	89	4	1	3	2	4	1	2	0	0	0	0	0	106	
11:30															0	
11:45	0	90	3	4	2	1	2	0	0	1	1	0	0	0	104	
12:00															0	
12:15	0	91	3	2	2	0	10	2	0	0	1	0	0	0	111	
12:30															0	
12:45	0	88	2	2	2	4	3	1	2	0	2	0	0	0	106	
13:00															0	
13:15	0	80	2	0	1	0	7	2	1	0	0	0	0	0	93	
13:30															0	
13:45	0	104	8	2	5	2	1	0	0	0	0	2	0	0	124	
15:00															0	
15:15	0	95	5	2	4	0	1	1	0	0	0	3	0	0	111	
15:30															0	
15:45	0	141	12	1	2	4	5	8	0	0	0	0	0	0	173	
16:00															0	
16:15	0	191	13	5	6	2	2	0	0	0	0	0	0	0	219	
16:30															0	
16:45	0	175	11	4	5	3	2	3	0	0	0	0	0	0	203	
17:00															0	
17:15	0	193	14	3	2	4	4	2	0	0	0	0	0	0	222	
17:30															0	
17:45	0	199	28	4	1	4	6	0	0	0	0	0	0	0	242	
18:00															0	
18:15	0	201	11	3	3	0	2	0	0	0	0	0	0	0	220	
18:30															0	
18:45	0	193	12	4	4	1	3	0	0	0	0	0	0	0	217	

SOUTHERN BROOKLYN TRANSPORTATION STUDY CLASSIFICATION COUNT

Location: **C11 - 92nd Street West of 7th Avenue**
 Direction: **Eastbound**
 Day/Date: **Thursday, 11/20/02**










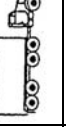
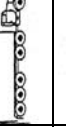

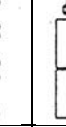
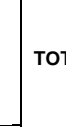

Time Begin	15 Classification Categories															TOTAL	
	1	2	3	4	5	6	7	8	9	10	11	12	13	14	15		
																	
	Motorcycles	Passenger Cars	SUV	2 Axle, 4 TIRE Pickups	Buses	Mini-Buses Pass. Vans	2 Axle, 6 TIRE Single Unites	3 Axle Single Unites	4 or More Axle Single Unites	4 or Less Axle Single Trailers	5 Axle Single Trailers	6 or More Axle Single Trailers	5 or Less Axle Multi-Trailers	6 Axle Multi-Trailers	7 or More Axle Multi-Trailers		
6:00-7:00	Volumes	0	158	20	6	5	1	8	2	0	0	0	0	0	0	0	200
	%	0.0%	79.0%	10.0%	3.0%	2.5%	0.5%	4.0%	1.0%	0.0%	0.0%	0.0%	0.0%	0.0%	0.0%	0.0%	100%
7:00-8:00	Volumes	0	296	25	6	6	1	10	3	0	0	2	0	0	0	0	349
	%	0.0%	84.8%	7.2%	1.7%	1.7%	0.3%	2.9%	0.9%	0.0%	0.0%	0.6%	0.0%	0.0%	0.0%	0.0%	100%
8:00-9:00	Volumes	0	281	41	6	9	6	17	0	0	1	1	1	0	0	0	363
	%	0.0%	77.4%	11.3%	1.7%	2.5%	1.7%	4.7%	0.0%	0.0%	0.3%	0.3%	0.3%	0.0%	0.0%	0.0%	100%
9:00-10:00	Volumes	0	188	11	6	6	6	21	1	3	0	3	1	0	0	0	246
	%	0.0%	76.4%	4.5%	2.4%	2.4%	2.4%	8.5%	0.4%	1.2%	0.0%	1.2%	0.4%	0.0%	0.0%	0.0%	100%
11:00-12:00	Volumes	0	179	7	5	5	3	6	1	2	1	1	0	0	0	0	210
	%	0.0%	85.2%	3.3%	2.4%	2.4%	1.4%	2.9%	0.5%	1.0%	0.5%	0.5%	0.0%	0.0%	0.0%	0.0%	100%
12:00-13:00	Volumes	0	179	5	4	4	4	13	3	2	0	3	0	0	0	0	217
	%	0.0%	82.5%	2.3%	1.8%	1.8%	1.8%	6.0%	1.4%	0.9%	0.0%	1.4%	0.0%	0.0%	0.0%	0.0%	100%
13:00-14:00	Volumes	0	184	10	2	6	2	8	2	1	0	0	2	0	0	0	217
	%	0.0%	84.8%	4.6%	0.9%	2.8%	0.9%	3.7%	0.9%	0.5%	0.0%	0.0%	0.9%	0.0%	0.0%	0.0%	100%
15:00-16:00	Volumes	0	236	17	3	6	4	6	9	0	0	0	3	0	0	0	284
	%	0.0%	83.1%	6.0%	1.1%	2.1%	1.4%	2.1%	3.2%	0.0%	0.0%	0.0%	1.1%	0.0%	0.0%	0.0%	100%
16:00-17:00	Volumes	0	366	24	9	11	5	4	3	0	0	0	0	0	0	0	422
	%	0.0%	86.7%	5.7%	2.1%	2.6%	1.2%	0.9%	0.7%	0.0%	0.0%	0.0%	0.0%	0.0%	0.0%	0.0%	100%
17:00-18:00	Volumes	0	392	42	7	3	8	10	2	0	0	0	0	0	0	0	464
	%	0.0%	84.5%	9.1%	1.5%	0.6%	1.7%	2.2%	0.4%	0.0%	0.0%	0.0%	0.0%	0.0%	0.0%	0.0%	100%
18:00-19:00	Volumes	0	394	23	7	7	1	5	0	0	0	0	0	0	0	0	437
	%	0.0%	90.2%	5.3%	1.6%	1.6%	0.2%	1.1%	0.0%	0.0%	0.0%	0.0%	0.0%	0.0%	0.0%	0.0%	100%

SOUTHERN BROOKLYN TRANSPORTATION STUDY CLASSIFICATION COUNT

Location: **C11 - 92nd Street West of 7th Avenue**












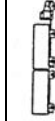



Direction: **Westbound**

Day/Date: **Thursday, 11/20/02**

Time Begin	15 Classification Categories															TOTAL
	1	2	3	4	5	6	7	8	9	10	11	12	13	14	15	
																
Motorcycles	Passenger Cars	SUV	2 Axle, 4 TIRE Pickups	Buses	Mini-Buses Pass. Vans	2 Axle, 6 TIRE Single Unites	3 Axle Single Unites	4 or More Axle Single Unites	4 or Less Axle Single Trailers	5 Axle Single Trailers	6 or More Axle Single Trailers	5 or Less Axle Multi-Trailers	6 Axle Multi-Trailers	7 or More Axle Multi-Trailers		
6:00	0	26	10	0	2	2	1	0	0	0	0	0	0	0	0	41
6:15																0
6:30	0	29	5	4	4	0	2	3	0	0	0	0	0	0	0	47
6:45																0
7:00	1	74	8	2	5	0	6	1	0	0	3	0	0	0	0	100
7:15																0
7:30	0	70	10	3	9	0	4	1	0	0	1	0	0	0	0	98
7:45																0
8:00	0	88	8	2	10	2	7	0	0	0	1	1	0	0	0	119
8:15																0
8:30	0	93	7	0	2	0	6	3	4	0	1	0	0	0	0	116
8:45																0
9:00	0	69	3	2	6	1	5	1	1	0	0	0	0	0	0	88
9:15																0
9:30	0	70	5	1	4	1	7	1	0	0	0	1	0	0	0	90
9:45																0
11:00	0	83	8	2	1	1	6	4	0	0	1	0	0	0	0	106
11:15																0
11:30	0	85	8	0	2	3	8	3	2	0	3	0	0	0	0	114
11:45																0
12:00	0	112	9	4	4	1	5	2	2	0	0	1	0	0	0	140
12:15																0
12:30	0	86	4	3	3	1	6	1	2	0	2	0	0	0	0	108
12:45																0
13:00	0	93	3	2	4	1	5	2	2	0	0	0	1	0	0	113
13:15																0
13:30	0	111	4	2	2	0	1	1	0	0	1	0	0	0	0	122
13:45																0
15:00	0	124	8	5	6	2	7	2	0	1	2	0	0	0	0	157
15:15																0
15:30	0	135	9	7	1	2	7	7	0	0	1	2	0	0	0	171
15:45																0
16:00	0	190	11	2	17	2	6	1	0	0	2	0	0	0	0	231
16:15																0
16:30	0	142	12	7	3	2	6	0	0	0	0	0	0	0	0	172
16:45																0
17:00	0	149	15	6	5	3	5	2	0	0	2	0	0	0	0	187
17:15																0
17:30	0	139	14	0	5	1	2	0	0	0	0	0	0	0	0	161
17:45																0
18:00	0	120	11	2	6	8	0	2	0	1	1	0	0	0	0	151
18:15																0
18:30	0	125	6	6	1	1	1	0	0	0	0	0	0	0	0	140
18:45																0










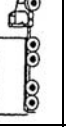
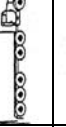

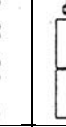
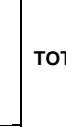

SOUTHERN BROOKLYN TRANSPORTATION STUDY CLASSIFICATION COUNT

Location: **C11 - 92nd Street West of 7th Avenue**
 Direction: **Westbound**
 Day/Date: **Thursday, 11/20/02**

Time Begin	15 Classification Categories															TOTAL	
	1	2	3	4	5	6	7	8	9	10	11	12	13	14	15		
																	
	Motorcycles	Passenger Cars	SUV	2 Axle, 4 TIRE Pickups	Buses	Mini-Buses Pass. Vans	2 Axle, 6 TIRE Single Unites	3 Axle Single Unites	4 or More Axle Single Unites	4 or Less Axle Single Trailers	5 Axle Single Trailers	6 or More Axle Single Trailers	5 or Less Axle Multi-Trailers	6 Axle Multi-Trailers	7 or More Axle Multi-Trailers		
6:00-7:00	Volumes	0	55	15	4	6	2	3	3	0	0	0	0	0	0	0	88
	%	0.0%	62.5%	17.0%	4.5%	6.8%	2.3%	3.4%	3.4%	0.0%	0.0%	0.0%	0.0%	0.0%	0.0%	0.0%	100%
7:00-8:00	Volumes	1	144	18	5	14	0	10	2	0	0	4	0	0	0	0	198
	%	0.5%	72.7%	9.1%	2.5%	7.1%	0.0%	5.1%	1.0%	0.0%	0.0%	2.0%	0.0%	0.0%	0.0%	0.0%	100%
8:00-9:00	Volumes	0	181	15	2	12	2	13	3	4	0	2	1	0	0	0	235
	%	0.0%	77.0%	6.4%	0.9%	5.1%	0.9%	5.5%	1.3%	1.7%	0.0%	0.9%	0.4%	0.0%	0.0%	0.0%	100%
9:00-10:00	Volumes	0	139	8	3	10	2	12	2	1	0	0	0	0	0	0	177
	%	0.0%	78.5%	4.5%	1.7%	5.6%	1.1%	6.8%	1.1%	0.6%	0.0%	0.0%	0.0%	0.0%	0.0%	0.0%	100%
11:00-12:00	Volumes	0	168	16	2	3	4	14	7	2	0	4	0	0	0	0	220
	%	0.0%	76.4%	7.3%	0.9%	1.4%	1.8%	6.4%	3.2%	0.9%	0.0%	1.8%	0.0%	0.0%	0.0%	0.0%	100%
12:00-13:00	Volumes	0	198	13	7	7	2	11	3	4	0	2	1	0	0	0	248
	%	0.0%	79.8%	5.2%	2.8%	2.8%	0.8%	4.4%	1.2%	1.6%	0.0%	0.8%	0.4%	0.0%	0.0%	0.0%	100%
13:00-14:00	Volumes	0	204	7	4	6	1	6	3	2	0	1	0	1	0	0	235
	%	0.0%	86.8%	3.0%	1.7%	2.6%	0.4%	2.6%	1.3%	0.9%	0.0%	0.4%	0.0%	0.4%	0.0%	0.0%	100%
15:00-16:00	Volumes	0	259	17	12	7	4	14	9	0	1	3	2	0	0	0	328
	%	0.0%	79.0%	5.2%	3.7%	2.1%	1.2%	4.3%	2.7%	0.0%	0.3%	0.9%	0.6%	0.0%	0.0%	0.0%	100%
16:00-17:00	Volumes	0	332	23	9	20	4	12	1	0	0	2	0	0	0	0	403
	%	0.0%	82.4%	5.7%	2.2%	5.0%	1.0%	3.0%	0.2%	0.0%	0.0%	0.5%	0.0%	0.0%	0.0%	0.0%	100%
17:00-18:00	Volumes	0	288	29	6	10	4	7	2	0	0	2	0	0	0	0	348
	%	0.0%	82.8%	8.3%	1.7%	2.9%	1.1%	2.0%	0.6%	0.0%	0.0%	0.6%	0.0%	0.0%	0.0%	0.0%	100%
18:00-19:00	Volumes	0	245	17	8	7	9	1	2	0	1	1	0	0	0	0	291
	%	0.0%	84.2%	5.8%	2.7%	2.4%	3.1%	0.3%	0.7%	0.0%	0.3%	0.3%	0.0%	0.0%	0.0%	0.0%	100%














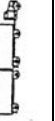

SOUTHERN BROOKLYN TRANSPORTATION STUDY CLASSIFICATION COUNT

Location: **C13 - Ocean Avenue North of Avenue M**
 Direction: **Northbound**
 Day/Date: **Thursday, 11/20/02**

Time Begin	15 Classification Categories															TOTAL
	1	2	3	4	5	6	7	8	9	10	11	12	13	14	15	
																
Motorcycles	Passenger Cars	SUV	2 Axle, 4 TIRE Pickups	Buses	Mini-Buses Pass. Vans	2 Axle, 6 TIRE Single Unites	3 Axle Single Unites	4 or More Axle Single Unites	4 or Less Axle Single Trailers	5 Axle Single Trailers	6 or More Axle Single Trailers	5 or Less Axle Multi-Trailers	6 Axle Multi-Trailers	7 or More Axle Multi-Trailers		
6:00	0	37	17	1	3	0	0	1	0	0	0	0	0	0	0	60
6:15																0
6:30	0	89	40	1	7	1	2	0	0	0	0	0	0	0	0	140
6:45																0
7:00	0	139	69	1	9	3	1	0	0	0	0	0	0	0	0	222
7:15																0
7:30	0	156	79	1	10	1	1	0	0	0	0	0	0	0	0	248
7:45																0
8:00	0	170	82	2	16	6	0	0	0	0	0	0	0	0	0	276
8:15																0
8:30	0	152	70	3	15	5	1	1	0	0	1	0	0	0	0	248
8:45																0
9:00	1	167	76	4	5	2	6	1	0	0	2	0	0	0	0	264
9:15																0
9:30	0	154	66	2	6	2	3	1	0	0	0	0	0	0	0	234
9:45																0
11:00																0
11:15	0	105	48	1	4	0	7	1	0	0	0	0	0	0	0	166
11:30																0
11:45	0	113	50	1	4	2	7	2	0	0	0	0	0	0	0	179
12:00																0
12:15	0	98	47	3	7	2	10	0	0	1	0	0	0	0	0	168
12:30																0
12:45	0	69	39	4	4	1	5	0	0	0	1	0	0	0	0	123
13:00																0
13:15	0	91	52	0	7	2	4	2	0	1	0	0	0	0	0	159
13:30																0
13:45	0	93	45	2	9	1	3	0	0	0	1	0	0	0	0	154
15:00	0	110	51	4	8	2	3	1	0	0	1	0	0	0	0	180
15:15																0
15:30	0	104	46	2	11	2	3	2	0	0	0	0	0	0	0	170
15:45																0
16:00	1	145	57	1	11	2	6	2	0	0	1	0	0	0	0	226
16:15																0
16:30	1	109	52	6	6	2	2	1	0	0	0	0	0	0	0	179
16:45																0
17:00	0	124	38	2	3	0	7	1	0	0	0	0	0	0	0	175
17:15																0
17:30	0	118	55	4	2	2	0	0	0	0	0	0	0	0	0	181
17:45																0
18:00	1	117	47	0	6	1	1	0	0	0	0	0	0	0	0	173
18:15																0
18:30	1	123	46	0	4	0	3	0	0	0	0	0	0	0	0	177
18:45																0










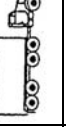
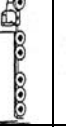

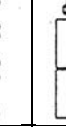
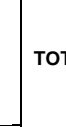

SOUTHERN BROOKLYN TRANSPORTATION STUDY CLASSIFICATION COUNT

Location: **C13 - Ocean Avenue North of Avenue M**
 Direction: **Northbound**
 Day/Date: **Thursday, 11/20/02**

Time Begin	15 Classification Categories															TOTAL	
	1	2	3	4	5	6	7	8	9	10	11	12	13	14	15		
																	
6:00-7:00	Volumes	0	126	57	2	10	1	2	1	0	0	1	0	0	0	0	200
	%	0.0%	63.0%	28.5%	1.0%	5.0%	0.5%	1.0%	0.5%	0.0%	0.0%	0.5%	0.0%	0.0%	0.0%	0.0%	100%
7:00-8:00	Volumes	0	295	148	2	19	4	2	0	0	0	0	0	0	0	0	470
	%	0.0%	62.8%	31.5%	0.4%	4.0%	0.9%	0.4%	0.0%	0.0%	0.0%	0.0%	0.0%	0.0%	0.0%	0.0%	100%
8:00-9:00	Volumes	0	322	152	5	31	11	1	1	0	0	1	0	0	0	0	524
	%	0.0%	61.5%	29.0%	1.0%	5.9%	2.1%	0.2%	0.2%	0.0%	0.0%	0.2%	0.0%	0.0%	0.0%	0.0%	100%
9:00-10:00	Volumes	1	321	142	6	11	4	9	2	0	0	2	0	0	0	0	498
	%	0.2%	64.5%	28.5%	1.2%	2.2%	0.8%	1.8%	0.4%	0.0%	0.0%	0.4%	0.0%	0.0%	0.0%	0.0%	100%
11:00-12:00	Volumes	0	218	98	2	8	2	14	3	0	0	0	0	0	0	0	345
	%	0.0%	63.2%	28.4%	0.6%	2.3%	0.6%	4.1%	0.9%	0.0%	0.0%	0.0%	0.0%	0.0%	0.0%	0.0%	100%
12:00-13:00	Volumes	0	167	86	7	11	3	15	0	0	1	1	0	0	0	0	291
	%	0.0%	57.4%	29.6%	2.4%	3.8%	1.0%	5.2%	0.0%	0.0%	0.3%	0.3%	0.0%	0.0%	0.0%	0.0%	100%
13:00-14:00	Volumes	0	184	97	2	16	3	7	2	0	1	1	0	0	0	0	313
	%	0.0%	58.8%	31.0%	0.6%	5.1%	1.0%	2.2%	0.6%	0.0%	0.3%	0.3%	0.0%	0.0%	0.0%	0.0%	100%
15:00-16:00	Volumes	0	214	97	6	19	4	6	3	0	0	1	0	0	0	0	350
	%	0.0%	61.1%	27.7%	1.7%	5.4%	1.1%	1.7%	0.9%	0.0%	0.0%	0.3%	0.0%	0.0%	0.0%	0.0%	100%
16:00-17:00	Volumes	2	254	109	7	17	4	8	3	0	0	1	0	0	0	0	405
	%	0.5%	62.7%	26.9%	1.7%	4.2%	1.0%	2.0%	0.7%	0.0%	0.0%	0.2%	0.0%	0.0%	0.0%	0.0%	100%
17:00-18:00	Volumes	0	242	93	6	5	2	7	1	0	0	0	0	0	0	0	356
	%	0.0%	68.0%	26.1%	1.7%	1.4%	0.6%	2.0%	0.3%	0.0%	0.0%	0.0%	0.0%	0.0%	0.0%	0.0%	100%
18:00-19:00	Volumes	2	240	93	0	10	1	4	0	0	0	0	0	0	0	0	350
	%	0.6%	68.6%	26.6%	0.0%	2.9%	0.3%	1.1%	0.0%	0.0%	0.0%	0.0%	0.0%	0.0%	0.0%	0.0%	100%












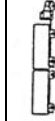



SOUTHERN BROOKLYN TRANSPORTATION STUDY CLASSIFICATION COUNT

Location: **C13 - Ocean Avenue North of Avenue M**
 Direction: **Southbound**
 Day/Date: **Thursday, 11/20/02**

Time Begin	15 Classification Categories															TOTAL
	1	2	3	4	5	6	7	8	9	10	11	12	13	14	15	
																
Motorcycles	Passenger Cars	SUV	2 Axle, 4 TIRE Pickups	Buses	Mini-Buses Pass. Vans	2 Axle, 6 TIRE Single Unites	3 Axle Single Unites	4 or More Axle Single Unites	4 or Less Axle Single Trailers	5 Axle Single Trailers	6 or More Axle Single Trailers	5 or Less Axle Multi-Trailers	6 Axle Multi-Trailers	7 or More Axle Multi-Trailers		
6:00															0	
6:15	0	27	16	12	3	1	1	0	0	0	0	0	0	0	60	
6:30															0	
6:45	0	50	18	2	3	0	2	0	1	0	0	0	0	0	76	
7:00															0	
7:15	0	74	40	1	9	6	2	0	0	0	0	0	0	0	132	
7:30															0	
7:45	0	129	61	1	18	5	1	3	0	0	0	0	0	0	218	
8:00															0	
8:15	0	128	63	0	13	4	2	0	0	0	0	0	0	0	210	
8:30															0	
8:45	0	118	43	2	11	3	3	0	0	0	0	0	0	0	180	
9:00															0	
9:15	1	115	53	2	9	3	2	0	0	0	0	0	0	0	185	
9:30															0	
9:45	0	84	55	1	4	1	3	0	0	0	0	0	0	0	148	
11:00	0	92	53	3	4	3	2	2	0	0	0	0	0	0	159	
11:15															0	
11:30	0	104	59	3	5	4	6	1	0	0	0	0	0	0	182	
11:45															0	
12:00	0	121	63	1	4	2	8	0	0	0	0	0	0	0	199	
12:15															0	
12:30	0	115	55	1	5	3	7	2	0	1	0	0	0	0	189	
12:45															0	
13:00	0	97	47	1	6	1	4	0	0	1	1	0	0	0	158	
13:15															0	
13:30	0	113	63	1	6	3	7	1	0	0	0	0	0	0	194	
13:45															0	
15:00															0	
15:15	0	151	71	2	12	7	3	0	0	0	0	0	0	0	246	
15:30															0	
15:45	1	165	67	4	8	6	3	0	0	0	0	0	0	0	254	
16:00															0	
16:15	0	140	61	3	7	6	5	0	0	0	0	0	0	0	222	
16:30															0	
16:45	1	155	68	1	8	1	4	0	0	0	0	0	0	0	238	
17:00															0	
17:15	1	166	91	4	4	2	3	1	0	0	0	0	0	0	272	
17:30															0	
17:45	0	176	79	0	4	3	4	0	0	0	0	0	0	0	266	
18:00															0	
18:15	0	198	72	2	3	3	2	0	0	0	0	0	0	0	280	
18:30															0	
18:45	0	127	55	0	5	2	1	0	0	0	0	0	0	0	190	










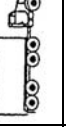
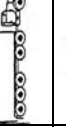

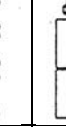
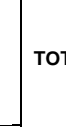

SOUTHERN BROOKLYN TRANSPORTATION STUDY CLASSIFICATION COUNT

Location: **C13 - Ocean Avenue North of Avenue M**
 Direction: **Southbound**
 Day/Date: **Thursday, 11/20/02**

Time Begin	15 Classification Categories															TOTAL	
	1	2	3	4	5	6	7	8	9	10	11	12	13	14	15		
																	
6:00-7:00	Volumes	0	77	34	14	6	1	3	0	1	0	0	0	0	0	0	136
	%	0.0%	56.6%	25.0%	10.3%	4.4%	0.7%	2.2%	0.0%	0.7%	0.0%	0.0%	0.0%	0.0%	0.0%	0.0%	100%
7:00-8:00	Volumes	0	203	101	2	27	11	3	3	0	0	0	0	0	0	0	350
	%	0.0%	58.0%	28.9%	0.6%	7.7%	3.1%	0.9%	0.9%	0.0%	0.0%	0.0%	0.0%	0.0%	0.0%	0.0%	100%
8:00-9:00	Volumes	0	246	106	2	24	7	5	0	0	0	0	0	0	0	0	390
	%	0.0%	63.1%	27.2%	0.5%	6.2%	1.8%	1.3%	0.0%	0.0%	0.0%	0.0%	0.0%	0.0%	0.0%	0.0%	100%
9:00-10:00	Volumes	1	199	108	3	13	4	5	0	0	0	0	0	0	0	0	333
	%	0.3%	59.8%	32.4%	0.9%	3.9%	1.2%	1.5%	0.0%	0.0%	0.0%	0.0%	0.0%	0.0%	0.0%	0.0%	100%
11:00-12:00	Volumes	0	196	112	6	9	7	8	3	0	0	0	0	0	0	0	341
	%	0.0%	57.5%	32.8%	1.8%	2.6%	2.1%	2.3%	0.9%	0.0%	0.0%	0.0%	0.0%	0.0%	0.0%	0.0%	100%
12:00-13:00	Volumes	0	236	118	2	9	5	15	2	0	1	0	0	0	0	0	388
	%	0.0%	60.8%	30.4%	0.5%	2.3%	1.3%	3.9%	0.5%	0.0%	0.3%	0.0%	0.0%	0.0%	0.0%	0.0%	100%
13:00-14:00	Volumes	0	210	110	2	12	4	11	1	0	1	1	0	0	0	0	352
	%	0.0%	59.7%	31.3%	0.6%	3.4%	1.1%	3.1%	0.3%	0.0%	0.3%	0.3%	0.0%	0.0%	0.0%	0.0%	100%
15:00-16:00	Volumes	1	316	138	6	20	13	6	0	0	0	0	0	0	0	0	500
	%	0.2%	63.2%	27.6%	1.2%	4.0%	2.6%	1.2%	0.0%	0.0%	0.0%	0.0%	0.0%	0.0%	0.0%	0.0%	100%
16:00-17:00	Volumes	1	295	129	4	15	7	9	0	0	0	0	0	0	0	0	460
	%	0.2%	64.1%	28.0%	0.9%	3.3%	1.5%	2.0%	0.0%	0.0%	0.0%	0.0%	0.0%	0.0%	0.0%	0.0%	100%
17:00-18:00	Volumes	1	342	170	4	8	5	7	1	0	0	0	0	0	0	0	538
	%	0.2%	63.6%	31.6%	0.7%	1.5%	0.9%	1.3%	0.2%	0.0%	0.0%	0.0%	0.0%	0.0%	0.0%	0.0%	100%
18:00-19:00	Volumes	0	325	127	2	8	5	3	0	0	0	0	0	0	0	0	470
	%	0.0%	69.1%	27.0%	0.4%	1.7%	1.1%	0.6%	0.0%	0.0%	0.0%	0.0%	0.0%	0.0%	0.0%	0.0%	100%












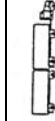



SOUTHERN BROOKLYN TRANSPORTATION STUDY CLASSIFICATION COUNT

Location: **C14 - Coney Island Avenue North of Avenue H**
 Direction: **Northbound**
 Day/Date: **Thursday, 11/20/02**

Time Begin	15 Classification Categories															TOTAL
	1	2	3	4	5	6	7	8	9	10	11	12	13	14	15	
																
Motorcycles	Passenger Cars	SUV	2 Axle, 4 TIRE Pickups	Buses	Mini-Buses Pass. Vans	2 Axle, 6 TIRE Single Unites	3 Axle Single Unites	4 or More Axle Single Unites	4 or Less Axle Single Trailers	5 Axle Single Trailers	6 or More Axle Single Trailers	5 or Less Axle Multi-Trailers	6 Axle Multi-Trailers	7 or More Axle Multi-Trailers		
6:00	0	126	4	42	2	16	8	1	4	2	0	0	0	0	0	205
6:15																0
6:30	0	131	7	39	3	6	7	2	5	4	0	0	0	0	0	204
6:45																0
7:00	0	134	9	47	3	9	4	1	0	3	0	0	0	1	0	211
7:15																0
7:30	0	148	16	51	2	7	2	0	0	0	0	0	0	0	0	226
7:45																0
8:00	0	151	18	56	3	7	7	0	0	0	0	0	0	1	0	243
8:15																0
8:30	0	159	21	46	1	8	9	0	0	0	0	0	0	0	0	244
8:45																0
9:00	1	171	19	53	3	4	11	1	0	0	0	0	0	0	0	263
9:15																0
9:30	0	165	17	50	2	10	7	0	0	0	0	0	0	0	0	251
9:45																0
11:00	0	84	16	4	2	0	6	0	1	2	0	0	0	0	1	116
11:15																0
11:30	0	71	18	3	1	1	4	0	1	1	0	0	0	0	0	100
11:45																0
12:00	0	74	21	4	2	2	3	1	0	0	0	0	0	0	0	107
12:15																0
12:30	1	67	17	1	3	0	10	0	0	0	0	0	0	0	0	99
12:45																0
13:00	0	64	16	2	2	2	9	3	4	1	0	0	0	0	0	103
13:15																0
13:30	0	61	12	1	3	4	7	2	3	0	1	1	0	0	0	95
13:45																0
15:00	0	92	11	2	4	2	9	0	1	0	0	0	0	0	0	121
15:15																0
15:30	0	100	12	3	3	0	11	1	2	0	0	0	0	0	0	132
15:45																0
16:00	1	127	17	0	3	1	10	0	0	0	1	0	0	0	0	160
16:15																0
16:30	0	116	21	1	2	1	10	1	0	2	1	0	0	0	0	155
16:45																0
17:00	0	131	14	2	2	2	12	2	1	1	0	0	0	0	0	167
17:15																0
17:30	0	121	16	2	3	3	15	3	2	1	0	0	0	0	1	167
17:45																0
18:00	0	117	15	1	2	3	10	0	0	0	0	0	0	0	0	148
18:15																0
18:30	0	121	16	1	1	0	6	0	0	0	0	0	0	0	0	145
18:45																0










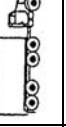
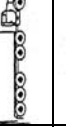

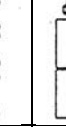
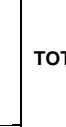

SOUTHERN BROOKLYN TRANSPORTATION STUDY CLASSIFICATION COUNT

Location: **C14 - Coney Island Avenue North of Avenue H**
 Direction: **Northbound**
 Day/Date: **Thursday, 11/20/02**

Time Begin	15 Classification Categories															TOTAL
	1	2	3	4	5	6	7	8	9	10	11	12	13	14	15	
																
	Motorcycles	Passenger Cars	SUV	2 Axle, 4 TIRE Pickups	Buses	Mini-Buses Pass. Vans	2 Axle, 6 TIRE Single Unites	3 Axle Single Unites	4 or More Axle Single Unites	4 or Less Axle Single Trailers	5 Axle Single Trailers	6 or More Axle Single Trailers	5 or Less Axle Multi-Trailers	6 Axle Multi-Trailers	7 or More Axle Multi-Trailers	
6:00-7:00	Volumes	0	257	11	81	5	22	15	3	9	6	0	0	0	0	409
	%	0.0%	62.8%	2.7%	19.8%	1.2%	5.4%	3.7%	0.7%	2.2%	1.5%	0.0%	0.0%	0.0%	0.0%	100%
7:00-8:00	Volumes	0	282	25	98	5	16	6	1	0	3	0	0	0	1	437
	%	0.0%	64.5%	5.7%	22.4%	1.1%	3.7%	1.4%	0.2%	0.0%	0.7%	0.0%	0.0%	0.0%	0.2%	100%
8:00-9:00	Volumes	0	310	39	102	4	15	16	0	0	0	0	0	0	1	487
	%	0.0%	63.7%	8.0%	20.9%	0.8%	3.1%	3.3%	0.0%	0.0%	0.0%	0.0%	0.0%	0.0%	0.2%	100%
9:00-10:00	Volumes	1	336	36	103	5	14	18	1	0	0	0	0	0	0	514
	%	0.2%	65.4%	7.0%	20.0%	1.0%	2.7%	3.5%	0.2%	0.0%	0.0%	0.0%	0.0%	0.0%	0.0%	100%
11:00-12:00	Volumes	0	155	34	7	3	1	10	0	2	3	0	0	0	0	216
	%	0.0%	71.8%	15.7%	3.2%	1.4%	0.5%	4.6%	0.0%	0.9%	1.4%	0.0%	0.0%	0.0%	0.0%	100%
12:00-13:00	Volumes	1	141	38	5	5	2	13	1	0	0	0	0	0	0	206
	%	0.5%	68.4%	18.4%	2.4%	2.4%	1.0%	6.3%	0.5%	0.0%	0.0%	0.0%	0.0%	0.0%	0.0%	100%
13:00-14:00	Volumes	0	125	28	3	5	6	16	5	7	1	1	1	0	0	198
	%	0.0%	63.1%	14.1%	1.5%	2.5%	3.0%	8.1%	2.5%	3.5%	0.5%	0.5%	0.5%	0.0%	0.0%	100%
15:00-16:00	Volumes	0	192	23	5	7	2	20	1	3	0	0	0	0	0	253
	%	0.0%	75.9%	9.1%	2.0%	2.8%	0.8%	7.9%	0.4%	1.2%	0.0%	0.0%	0.0%	0.0%	0.0%	100%
16:00-17:00	Volumes	1	243	38	1	5	2	20	1	0	2	2	0	0	0	315
	%	0.3%	77.1%	12.1%	0.3%	1.6%	0.6%	6.3%	0.3%	0.0%	0.6%	0.6%	0.0%	0.0%	0.0%	100%
17:00-18:00	Volumes	0	252	30	4	5	5	27	5	3	2	0	0	0	0	334
	%	0.0%	75.4%	9.0%	1.2%	1.5%	1.5%	8.1%	1.5%	0.9%	0.6%	0.0%	0.0%	0.0%	0.0%	100%
18:00-19:00	Volumes	0	238	31	2	3	3	16	0	0	0	0	0	0	0	293
	%	0.0%	81.2%	10.6%	0.7%	1.0%	1.0%	5.5%	0.0%	0.0%	0.0%	0.0%	0.0%	0.0%	0.0%	100%












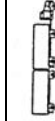



SOUTHERN BROOKLYN TRANSPORTATION STUDY CLASSIFICATION COUNT

Location: **C14 - Coney Island Avenue North of Avenue H**
 Direction: **Southbound**
 Day/Date: **Thursday, 11/20/02**

Time Begin	15 Classification Categories															TOTAL
	1	2	3	4	5	6	7	8	9	10	11	12	13	14	15	
																
Motorcycles	Passenger Cars	SUV	2 Axle, 4 TIRE Pickups	Buses	Mini-Buses Pass. Vans	2 Axle, 6 TIRE Single Unites	3 Axle Single Unites	4 or More Axle Single Unites	4 or Less Axle Single Trailers	5 Axle Single Trailers	6 or More Axle Single Trailers	5 or Less Axle Multi-Trailers	6 Axle Multi-Trailers	7 or More Axle Multi-Trailers		
6:00																0
6:15	0	76	30	5	2	4	9	5	4	0	0	0	0	0	0	135
6:30																0
6:45	0	74	28	7	2	3	8	3	2	0	0	0	0	0	0	127
7:00																0
7:15	0	82	32	9	1	2	6	2	1	0	0	0	0	0	0	135
7:30																0
7:45	0	91	29	6	2	2	5	2	2	0	0	0	0	0	0	139
8:00																0
8:15	0	99	26	6	3	2	6	3	0	0	0	0	0	0	0	145
8:30																0
8:45	0	106	28	8	3	3	0	0	0	0	0	0	0	1	0	149
9:00																0
9:15	0	104	31	6	2	5	0	2	0	1	1	2	0	0	0	154
9:30																0
9:45	0	112	27	9	3	2	1	0	0	2	1	2	0	0	0	159
11:00																0
11:15	0	96	27	2	1	3	4	6	1	2	0	0	0	0	0	142
11:30																0
11:45	0	91	21	3	3	2	7	3	0	2	0	0	0	0	0	132
12:00																0
12:15	0	85	22	5	5	4	5	5	3	0	1	0	0	0	0	135
12:30																0
12:45	0	79	20	4	4	3	6	3	2	0	2	0	0	0	0	123
13:00																0
13:15	1	81	22	6	2	0	4	2	1	2	1	0	0	0	0	122
13:30																0
13:45	0	75	19	7	3	3	2	5	2	0	0	0	0	0	0	116
15:00																0
15:15	0	94	21	4	4	6	8	5	2	1	6	1	0	0	0	152
15:30																0
15:45	1	98	24	3	5	5	7	9	1	0	2	0	0	0	0	155
16:00																0
16:15	0	101	19	5	3	7	11	8	2	3	0	0	0	0	0	159
16:30																0
16:45	0	112	24	6	4	8	7	11	0	2	0	0	0	0	0	174
17:00																0
17:15	0	109	17	11	0	6	9	0	1	3	0	0	1	0	0	157
17:30																0
17:45	0	114	24	9	3	4	5	0	0	0	0	0	0	0	0	159
18:00																0
18:15	0	131	19	0	5	1	0	0	0	0	0	0	0	0	0	156
18:30																0
18:45	0	130	16	2	4	2	0	0	0	0	0	0	0	0	0	154










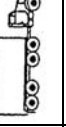
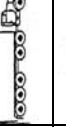

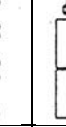
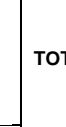

SOUTHERN BROOKLYN TRANSPORTATION STUDY CLASSIFICATION COUNT

Location: **C14 - Coney Island Avenue North of Avenue H**
 Direction: **Southbound**
 Day/Date: **Thursday, 11/20/02**

Time Begin	15 Classification Categories															TOTAL	
	1	2	3	4	5	6	7	8	9	10	11	12	13	14	15		
																	
	Motorcycles	Passenger Cars	SUV	2 Axle, 4 TIRE Pickups	Buses	Mini-Buses Pass. Vans	2 Axle, 6 TIRE Single Unites	3 Axle Single Unites	4 or More Axle Single Unites	4 or Less Axle Single Trailers	5 Axle Single Trailers	6 or More Axle Single Trailers	5 or Less Axle Multi-Trailers	6 Axle Multi-Trailers	7 or More Axle Multi-Trailers		
6:00-7:00	Volumes	0	150	58	12	4	7	17	8	6	0	0	0	0	0	0	262
	%	0.0%	57.3%	22.1%	4.6%	1.5%	2.7%	6.5%	3.1%	2.3%	0.0%	0.0%	0.0%	0.0%	0.0%	0.0%	100%
7:00-8:00	Volumes	0	173	61	15	3	4	11	4	3	0	0	0	0	0	0	274
	%	0.0%	63.1%	22.3%	5.5%	1.1%	1.5%	4.0%	1.5%	1.1%	0.0%	0.0%	0.0%	0.0%	0.0%	0.0%	100%
8:00-9:00	Volumes	0	205	54	14	6	5	6	3	0	0	0	0	0	1	0	294
	%	0.0%	69.7%	18.4%	4.8%	2.0%	1.7%	2.0%	1.0%	0.0%	0.0%	0.0%	0.0%	0.0%	0.3%	0.0%	100%
9:00-10:00	Volumes	0	216	58	15	5	7	1	2	0	3	2		0	0	0	309
	%	0.0%	69.9%	18.8%	4.9%	1.6%	2.3%	0.3%	0.6%	0.0%	1.0%	0.6%	0.0%	0.0%	0.0%	0.0%	100%
11:00-12:00	Volumes	0	187	48	5	4	5	11	9	1	4	0	0	0	0	0	274
	%	0.0%	68.2%	17.5%	1.8%	1.5%	1.8%	4.0%	3.3%	0.4%	1.5%	0.0%	0.0%	0.0%	0.0%	0.0%	100%
12:00-13:00	Volumes	0	164	42	9	9	7	11	8	5	0	3	0	0	0	0	258
	%	0.0%	63.6%	16.3%	3.5%	3.5%	2.7%	4.3%	3.1%	1.9%	0.0%	1.2%	0.0%	0.0%	0.0%	0.0%	100%
13:00-14:00	Volumes	1	156	41	13	5	3	6	7	3	2	1	0	0	0	0	238
	%	0.4%	65.5%	17.2%	5.5%	2.1%	1.3%	2.5%	2.9%	1.3%	0.8%	0.4%	0.0%	0.0%	0.0%	0.0%	100%
15:00-16:00	Volumes	1	192	45	7	9	11	15	14	3	1	8	1	0	0	0	307
	%	0.3%	62.5%	14.7%	2.3%	2.9%	3.6%	4.9%	4.6%	1.0%	0.3%	2.6%	0.3%	0.0%	0.0%	0.0%	100%
16:00-17:00	Volumes	0	213	43	11	7	15	18	19	2	5	0	0	0	0	0	333
	%	0.0%	64.0%	12.9%	3.3%	2.1%	4.5%	5.4%	5.7%	0.6%	1.5%	0.0%	0.0%	0.0%	0.0%	0.0%	100%
17:00-18:00	Volumes	0	223	41	20	3	10	14	0	1	3	0	0	1	0	0	316
	%	0.0%	70.6%	13.0%	6.3%	0.9%	3.2%	4.4%	0.0%	0.3%	0.9%	0.0%	0.0%	0.3%	0.0%	0.0%	100%
18:00-19:00	Volumes	0	261	35	2	9	3	0	0	0	0	0	0	0	0	0	310
	%	0.0%	84.2%	11.3%	0.6%	2.9%	1.0%	0.0%	0.0%	0.0%	0.0%	0.0%	0.0%	0.0%	0.0%	0.0%	100%

SOUTHERN BROOKLYN TRANSPORTATION STUDY CLASSIFICATION COUNT

Location: **C15 - McDonald Avenue South of Caton Avenue**
 Direction: **Northbound**
 Day/Date: **Tuesday, 11/26/02**












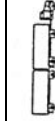



Time Begin	15 Classification Categories															TOTAL
	1	2	3	4	5	6	7	8	9	10	11	12	13	14	15	
																
Motorcycles	Passenger Cars	SUV	2 Axle, 4 TIRE Pickups	Buses	Mini-Buses Pass. Vans	2 Axle, 6 TIRE Single Unites	3 Axle Single Unites	4 or More Axle Single Unites	4 or Less Axle Single Trailers	5 Axle Single Trailers	6 or More Axle Single Trailers	5 or Less Axle Multi-Trailers	6 Axle Multi-Trailers	7 or More Axle Multi-Trailers		
6:00	0	94	1	4	4	1	9	0	4	2	2	0	0	0	0	121
6:15																0
6:30	0	121	14	2	6	2	11	1	1	2	0	0	0	0	0	160
6:45																0
7:00	0	172	22	0	5	5	4	0	2	2	0	0	0	0	0	212
7:15																0
7:30	0	187	22	9	3	3	6	1	0	4	0	0	1	0	0	236
7:45																0
8:00	0	190	18	15	5	3	8	3	2	3	0	0	0	0	0	247
8:15																0
8:30	1	185	16	6	4	2	9	0	0	1	0	0	1	0	0	225
8:45																0
9:00	0	158	15	6	7	1	12	0	2	3	1	0	0	0	0	205
9:15																0
9:30	0	145	16	17	3	2	11	4	0	3	2	0	1	0	0	204
9:45																0
11:00	1	163	20	8	1	1	26	4	2	7	0	0	0	0	0	233
11:15																0
11:30	0	177	21	5	0	3	11	2	0	1	0	0	0	0	0	220
11:45																0
12:00	0	136	22	12	4	1	10	4	0	2	0	0	1	0	0	192
12:15																0
12:30	1	158	20	9	1	5	15	0	1	1	0	0	0	0	0	211
12:45																0
13:00	1	165	19	9	3	2	16	2	0	2	1	0	0	0	0	220
13:15																0
13:30	0	151	9	17	5	3	11	1	0	1	0	0	0	0	0	198
13:45																0
15:00	1	190	10	11	4	7	5	4	0	2	0	0	0	0	0	234
15:15																0
15:30	0	176	6	5	2	4	10	0	0	1	2	0	0	0	0	206
15:45																0
16:00	1	183	6	12	4	1	11	0	0	0	0	0	0	0	0	218
16:15																0
16:30	0	204	15	11	6	2	7	2	1	3	1	0	0	0	0	252
16:45																0
17:00	0	194	15	12	2	1	9	3	0	0	0	0	0	0	0	236
17:15																0
17:30	1	193	14	9	2	2	7	1	0	0	1	0	0	0	0	230
17:45																0
18:00	0	212	19	12	4	3	5	0	0	1	0	0	0	0	0	256
18:15																0
18:30	0	168	9	9	5	0	12	2	0	1	0	0	0	0	0	206
18:45																0

SOUTHERN BROOKLYN TRANSPORTATION STUDY CLASSIFICATION COUNT

Location: **C15 - McDonald Avenue South of Caton Avenue**





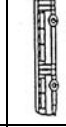

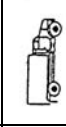
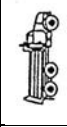

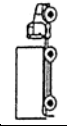


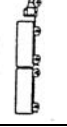
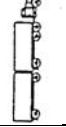
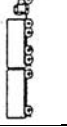
Direction: **Northbound**

Day/Date: **Tuesday, 11/26/02**

Time Begin	15 Classification Categories															TOTAL	
	1	2	3	4	5	6	7	8	9	10	11	12	13	14	15		
																	
	Motorcycles	Passenger Cars	SUV	2 Axle, 4 TIRE Pickups	Buses	Mini-Buses Pass. Vans	2 Axle, 6 TIRE Single Unites	3 Axle Single Unites	4 or More Axle Single Unites	4 or Less Axle Single Trailers	5 Axle Single Trailers	6 or More Axle Single Trailers	5 or Less Axle Multi-Trailers	6 Axle Multi-Trailers	7 or More Axle Multi-Trailers		
6:00-7:00	Volumes	0	215	15	6	10	3	20	1	5	4	2	0	0	0	0	281
	%	0.0%	76.5%	5.3%	2.1%	3.6%	1.1%	7.1%	0.4%	1.8%	1.4%	0.7%	0.0%	0.0%	0.0%	0.0%	100%
7:00-8:00	Volumes	0	359	44	9	8	8	10	1	2	6	0	0	1	0	0	448
	%	0.0%	80.1%	9.8%	2.0%	1.8%	1.8%	2.2%	0.2%	0.4%	1.3%	0.0%	0.0%	0.2%	0.0%	0.0%	100%
8:00-9:00	Volumes	1	375	34	21	9	5	17	3	2	4	0	0	1	0	0	472
	%	0.2%	79.4%	7.2%	4.4%	1.9%	1.1%	3.6%	0.6%	0.4%	0.8%	0.0%	0.0%	0.2%	0.0%	0.0%	100%
9:00-10:00	Volumes	0	303	31	23	10	3	23	4	2	6	3	0	1	0	0	409
	%	0.0%	74.1%	7.6%	5.6%	2.4%	0.7%	5.6%	1.0%	0.5%	1.5%	0.7%	0.0%	0.2%	0.0%	0.0%	100%
11:00-12:00	Volumes	1	340	41	13	1	4	37	6	2	8	0	0	0	0	0	453
	%	0.2%	75.1%	9.1%	2.9%	0.2%	0.9%	8.2%	1.3%	0.4%	1.8%	0.0%	0.0%	0.0%	0.0%	0.0%	100%
12:00-13:00	Volumes	1	294	42	21	5	6	25	4	1	3	0	0	1	0	0	403
	%	0.2%	73.0%	10.4%	5.2%	1.2%	1.5%	6.2%	1.0%	0.2%	0.7%	0.0%	0.0%	0.2%	0.0%	0.0%	100%
13:00-14:00	Volumes	1	316	28	26	8	5	27	3	0	3	1	0	0	0	0	418
	%	0.2%	75.6%	6.7%	6.2%	1.9%	1.2%	6.5%	0.7%	0.0%	0.7%	0.2%	0.0%	0.0%	0.0%	0.0%	100%
15:00-16:00	Volumes	1	366	16	16	6	11	15	4	0	3	2	0	0	0	0	440
	%	0.2%	83.2%	3.6%	3.6%	1.4%	2.5%	3.4%	0.9%	0.0%	0.7%	0.5%	0.0%	0.0%	0.0%	0.0%	100%
16:00-17:00	Volumes	1	387	21	23	10	3	18	2	1	3	1	0	0	0	0	470
	%	0.2%	82.3%	4.5%	4.9%	2.1%	0.6%	3.8%	0.4%	0.2%	0.6%	0.2%	0.0%	0.0%	0.0%	0.0%	100%
17:00-18:00	Volumes	1	387	29	21	4	3	16	4	0	0	1	0	0	0	0	466
	%	0.2%	83.0%	6.2%	4.5%	0.9%	0.6%	3.4%	0.9%	0.0%	0.0%	0.2%	0.0%	0.0%	0.0%	0.0%	100%
18:00-19:00	Volumes	0	380	28	21	9	3	17	2	0	2	0	0	0	0	0	462
	%	0.0%	82.3%	6.1%	4.5%	1.9%	0.6%	3.7%	0.4%	0.0%	0.4%	0.0%	0.0%	0.0%	0.0%	0.0%	100%













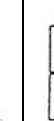

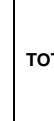
SOUTHERN BROOKLYN TRANSPORTATION STUDY CLASSIFICATION COUNT

Location: **C15 - McDonald Avenue South of Caton Avenue**
 Direction: **Southbound**
 Day/Date: **Tuesday, 11/26/02**

Time Begin	15 Classification Categories															TOTAL
	1	2	3	4	5	6	7	8	9	10	11	12	13	14	15	
																
Motorcycles	Passenger Cars	SUV	2 Axle, 4 TIRE Pickups	Buses	Mini-Buses Pass. Vans	2 Axle, 6 TIRE Single Unites	3 Axle Single Unites	4 or More Axle Single Unites	4 or Less Axle Single Trailers	5 Axle Single Trailers	6 or More Axle Single Trailers	5 or Less Axle Multi-Trailers	6 Axle Multi-Trailers	7 or More Axle Multi-Trailers		
6:00															0	
6:15	0	75	8	2	2	1	2	1	2	1	0	0	0	0	94	
6:30															0	
6:45	1	136	7	1	4	0	12	7	3	1	0	0	0	0	172	
7:00															0	
7:15	0	176	18	2	8	5	6	0	1	1	0	0	0	0	217	
7:30															0	
7:45	0	173	7	4	2	4	11	3	0	0	1	0	0	0	205	
8:00															0	
8:15	0	195	10	6	2	4	11	2	0	8	1	0	0	0	239	
8:30															0	
8:45	0	172	9	4	6	4	14	1	2	2	0	0	0	0	214	
9:00															0	
9:15	0	105	14	6	10	3	23	0	1	5	2	0	0	0	169	
9:30															0	
9:45	0	121	20	8	6	0	10	2	0	0	0	0	0	0	167	
11:00															0	
11:15	1	168	21	13	2	1	16	0	0	3	0	0	0	0	225	
11:30															0	
11:45	0	181	17	18	2	4	6	3	2	3	1	0	0	0	237	
12:00															0	
12:15	0	187	23	17	2	2	12	0	0	3	0	0	0	0	246	
12:30															0	
12:45	1	162	22	16	2	4	19	3	2	1	0	0	0	0	232	
13:00															0	
13:15	0	194	11	9	2	0	24	4	1	4	1	0	0	0	250	
13:30															0	
13:45	0	173	23	17	3	3	11	2	0	1	0	0	0	0	233	
15:00															0	
15:15	1	251	18	17	4	2	10	2	0	2	0	0	0	0	307	
15:30															0	
15:45	1	255	23	17	5	3	7	2	0	0	0	0	0	0	313	
16:00															0	
16:15	0	260	20	15	3	4	8	10	0	1	0	0	0	0	321	
16:30															0	
16:45	0	255	8	20	5	1	7	0	0	2	0	0	0	0	298	
17:00															0	
17:15	1	251	6	16	2	0	7	2	2	3	0	0	0	0	290	
17:30															0	
17:45	0	228	13	14	2	1	13	1	0	2	0	0	0	0	274	
18:00															0	
18:15	0	255	12	13	6	0	3	1	2	2	0	0	0	0	294	
18:30															0	
18:45	0	237	4	9	5	2	7	0	0	1	0	0	0	0	265	










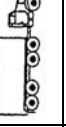
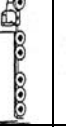

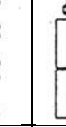
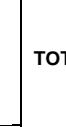

SOUTHERN BROOKLYN TRANSPORTATION STUDY CLASSIFICATION COUNT

Location: **C15 - McDonald Avenue South of Caton Avenue**
 Direction: **Southbound**
 Day/Date: **Tuesday, 11/26/02**

Time Begin	15 Classification Categories															TOTAL
	1	2	3	4	5	6	7	8	9	10	11	12	13	14	15	
																
6:00-7:00	Volumes	1	211	15	3	6	1	14	8	5	2	0	0	0	0	266
	%	0.4%	79.3%	5.6%	1.1%	2.3%	0.4%	5.3%	3.0%	1.9%	0.8%	0.0%	0.0%	0.0%	0.0%	100%
7:00-8:00	Volumes	0	349	25	6	10	9	17	3	1	1	1	0	0	0	422
	%	0.0%	82.7%	5.9%	1.4%	2.4%	2.1%	4.0%	0.7%	0.2%	0.2%	0.2%	0.0%	0.0%	0.0%	100%
8:00-9:00	Volumes	0	367	19	10	8	8	25	3	2	10	1	0	0	0	453
	%	0.0%	81.0%	4.2%	2.2%	1.8%	1.8%	5.5%	0.7%	0.4%	2.2%	0.2%	0.0%	0.0%	0.0%	100%
9:00-10:00	Volumes	0	226	34	14	16	3	33	2	1	5	2	0	0	0	336
	%	0.0%	67.3%	10.1%	4.2%	4.8%	0.9%	9.8%	0.6%	0.3%	1.5%	0.6%	0.0%	0.0%	0.0%	100%
11:00-12:00	Volumes	1	349	38	31	4	5	22	3	2	6	1	0	0	0	462
	%	0.2%	75.5%	8.2%	6.7%	0.9%	1.1%	4.8%	0.6%	0.4%	1.3%	0.2%	0.0%	0.0%	0.0%	100%
12:00-13:00	Volumes	1	349	45	33	4	6	31	3	2	4	0	0	0	0	478
	%	0.2%	73.0%	9.4%	6.9%	0.8%	1.3%	6.5%	0.6%	0.4%	0.8%	0.0%	0.0%	0.0%	0.0%	100%
13:00-14:00	Volumes	0	367	34	26	5	3	35	6	1	5	1	0	0	0	483
	%	0.0%	76.0%	7.0%	5.4%	1.0%	0.6%	7.2%	1.2%	0.2%	1.0%	0.2%	0.0%	0.0%	0.0%	100%
15:00-16:00	Volumes	2	506	41	34	9	5	17	4	0	2	0	0	0	0	620
	%	0.3%	81.6%	6.6%	5.5%	1.5%	0.8%	2.7%	0.6%	0.0%	0.3%	0.0%	0.0%	0.0%	0.0%	100%
16:00-17:00	Volumes	0	515	28	35	8	5	15	10	0	3	0	0	0	0	619
	%	0.0%	83.2%	4.5%	5.7%	1.3%	0.8%	2.4%	1.6%	0.0%	0.5%	0.0%	0.0%	0.0%	0.0%	100%
17:00-18:00	Volumes	1	479	19	30	4	1	20	3	2	5	0	0	0	0	564
	%	0.2%	84.9%	3.4%	5.3%	0.7%	0.2%	3.5%	0.5%	0.4%	0.9%	0.0%	0.0%	0.0%	0.0%	100%
18:00-19:00	Volumes	0	492	16	22	11	2	10	1	2	3	0	0	0	0	559
	%	0.0%	88.0%	2.9%	3.9%	2.0%	0.4%	1.8%	0.2%	0.4%	0.5%	0.0%	0.0%	0.0%	0.0%	100%












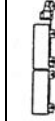



SOUTHERN BROOKLYN TRANSPORTATION STUDY CLASSIFICATION COUNT

Location: **C16 - Cropsey Avenue East of Bay Pkwy**
 Direction: **Eastbound**
 Day/Date: **Thursday, 11/20/02**

Time Begin	15 Classification Categories															TOTAL
	1	2	3	4	5	6	7	8	9	10	11	12	13	14	15	
																
Motorcycles	Passenger Cars	SUV	2 Axle, 4 TIRE Pickups	Buses	Mini-Buses Pass. Vans	2 Axle, 6 TIRE Single Unites	3 Axle Single Unites	4 or More Axle Single Unites	4 or Less Axle Single Trailers	5 Axle Single Trailers	6 or More Axle Single Trailers	5 or Less Axle Multi-Trailers	6 Axle Multi-Trailers	7 or More Axle Multi-Trailers		
6:00	0	31	3	0	2	0	1	0	0	0	1	1	0	0	0	39
6:15																0
6:30	0	36	6	6	5	0	3	0	0	0	1	0	0	0	0	57
6:45																0
7:00	0	41	2	1	2	1	3	3	1	0	1	1	0	0	0	56
7:15																0
7:30	0	48	14	0	3	2	3	0	0	0	0	0	0	0	0	70
7:45																0
8:00	0	44	12	1	6	0	7	1	0	0	1	0	0	0	0	72
8:15																0
8:30	0	45	14	1	2	0	5	0	0	0	0	0	0	0	0	67
8:45																0
9:00	1	40	15	2	3	2	5	1	0	0	2	0	0	0	0	71
9:15																0
9:30	0	47	18	0	2	1	3	2	0	0	0	0	0	0	0	73
9:45																0
11:00	0	47	15	2	3	3	10	3	1	0	2	0	0	0	0	86
11:15																0
11:30	0	62	17	0	1	0	6	1	0	0	0	0	0	0	0	87
11:45																0
12:00	0	58	16	1	2	1	6	2	0	1	0	1	0	0	0	88
12:15																0
12:30	0	50	17	2	2	2	5	1	0	0	0	0	0	0	0	79
12:45																0
13:00	1	50	28	0	5	2	6	4	0	0	0	0	0	0	0	96
13:15																0
13:30	0	52	22	1	2	3	6	2	0	0	0	0	0	0	0	88
13:45																0
15:00	0	73	31	0	0	4	3	0	3	0	1	0	0	0	0	115
15:15																0
15:30	1	59	25	1	4	3	1	1	1	0	0	0	0	0	0	96
15:45																0
16:00	0	81	30	1	8	1	5	1	0	0	1	0	0	0	0	128
16:15																0
16:30	0	89	45	1	3	2	0	0	0	0	0	0	0	0	0	140
16:45																0
17:00	0	77	33	1	4	1	3	0	0	0	0	0	0	0	0	119
17:15																0
17:30	0	77	33	2	6	3	0	0	0	0	0	0	0	0	0	121
17:45																0
18:00	0	92	32	2	6	0	1	0	1	0	0	0	0	0	0	134
18:15																0
18:30	0	95	25	1	6	0	3	0	0	0	1	0	0	0	0	131
18:45																0

SOUTHERN BROOKLYN TRANSPORTATION STUDY CLASSIFICATION COUNT

Location: **C16 - Cropsey Avenue East of Bay Pkwy**
 Direction: **Eastbound**
 Day/Date: **Thursday, 11/20/02**










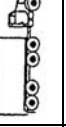
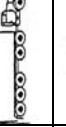

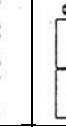
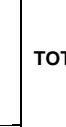

Time Begin	15 Classification Categories															TOTAL	
	1	2	3	4	5	6	7	8	9	10	11	12	13	14	15		
																	
	Motorcycles	Passenger Cars	SUV	2 Axle, 4 TIRE Pickups	Buses	Mini-Buses Pass. Vans	2 Axle, 6 TIRE Single Unites	3 Axle Single Unites	4 or More Axle Single Unites	4 or Less Axle Single Trailers	5 Axle Single Trailers	6 or More Axle Single Trailers	5 or Less Axle Multi-Trailers	6 Axle Multi-Trailers	7 or More Axle Multi-Trailers		
6:00-7:00	Volumes	0	67	9	6	7	0	4	0	0	0	2	1	0	0	0	96
	%	0.0%	69.8%	9.4%	6.3%	7.3%	0.0%	4.2%	0.0%	0.0%	0.0%	2.1%	1.0%	0.0%	0.0%	0.0%	100%
7:00-8:00	Volumes	0	89	16	1	5	3	6	3	1	0	1	1	0	0	0	126
	%	0.0%	70.6%	12.7%	0.8%	4.0%	2.4%	4.8%	2.4%	0.8%	0.0%	0.8%	0.8%	0.0%	0.0%	0.0%	100%
8:00-9:00	Volumes	0	89	26	2	8	0	12	1	0	0	1	0	0	0	0	139
	%	0.0%	64.0%	18.7%	1.4%	5.8%	0.0%	8.6%	0.7%	0.0%	0.0%	0.7%	0.0%	0.0%	0.0%	0.0%	100%
9:00-10:00	Volumes	1	87	33	2	5	3	8	3	0	0	2	0	0	0	0	144
	%	0.7%	60.4%	22.9%	1.4%	3.5%	2.1%	5.6%	2.1%	0.0%	0.0%	1.4%	0.0%	0.0%	0.0%	0.0%	100%
11:00-12:00	Volumes	0	109	32	2	4	3	16	4	1	0	2	0	0	0	0	173
	%	0.0%	63.0%	18.5%	1.2%	2.3%	1.7%	9.2%	2.3%	0.6%	0.0%	1.2%	0.0%	0.0%	0.0%	0.0%	100%
12:00-13:00	Volumes	0	108	33	3	4	3	11	3	0	1	0	1	0	0	0	167
	%	0.0%	64.7%	19.8%	1.8%	2.4%	1.8%	6.6%	1.8%	0.0%	0.6%	0.0%	0.6%	0.0%	0.0%	0.0%	100%
13:00-14:00	Volumes	1	102	50	1	7	5	12	6	0	0	0	0	0	0	0	184
	%	0.5%	55.4%	27.2%	0.5%	3.8%	2.7%	6.5%	3.3%	0.0%	0.0%	0.0%	0.0%	0.0%	0.0%	0.0%	100%
15:00-16:00	Volumes	1	132	56	1	4	7	4	1	4	0	1	0	0	0	0	211
	%	0.5%	62.6%	26.5%	0.5%	1.9%	3.3%	1.9%	0.5%	1.9%	0.0%	0.5%	0.0%	0.0%	0.0%	0.0%	100%
16:00-17:00	Volumes	0	170	75	2	11	3	5	1	0	0	1	0	0	0	0	268
	%	0.0%	63.4%	28.0%	0.7%	4.1%	1.1%	1.9%	0.4%	0.0%	0.0%	0.4%	0.0%	0.0%	0.0%	0.0%	100%
17:00-18:00	Volumes	0	154	66	3	10	4	3	0	0	0	0	0	0	0	0	240
	%	0.0%	64.2%	27.5%	1.3%	4.2%	1.7%	1.3%	0.0%	0.0%	0.0%	0.0%	0.0%	0.0%	0.0%	0.0%	100%
18:00-19:00	Volumes	0	187	57	3	12	0	4	0	1	0	1	0	0	0	0	265
	%	0.0%	70.6%	21.5%	1.1%	4.5%	0.0%	1.5%	0.0%	0.4%	0.0%	0.4%	0.0%	0.0%	0.0%	0.0%	100%

SOUTHERN BROOKLYN TRANSPORTATION STUDY CLASSIFICATION COUNT

Location: **C16 - Cropsey Avenue East of Bay Pkwy**












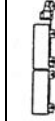



Direction: **Westbound**

Day/Date: **Thursday, 11/20/02**

Time Begin	15 Classification Categories															TOTAL
	1	2	3	4	5	6	7	8	9	10	11	12	13	14	15	
																
Motorcycles	Passenger Cars	SUV	2 Axle, 4 TIRE Pickups	Buses	Mini-Buses Pass. Vans	2 Axle, 6 TIRE Single Unites	3 Axle Single Unites	4 or More Axle Single Unites	4 or Less Axle Single Trailers	5 Axle Single Trailers	6 or More Axle Single Trailers	5 or Less Axle Multi-Trailers	6 Axle Multi-Trailers	7 or More Axle Multi-Trailers		
6:00																0
6:15	0	51	12	1	18	3	3	4	0	0	0	0	0	0	0	92
6:30																0
6:45	0	59	11	1	41	6	3	1	1	0	3	0	0	0	0	126
7:00																0
7:15	0	67	19	2	26	1	5	8	1	0	0	0	0	0	0	129
7:30																0
7:45	0	114	40	0	13	3	8	5	0	0	1	1	0	0	0	185
8:00																0
8:15	0	103	59	0	16	2	2	1	1	0	1	1	0	0	0	186
8:30																0
8:45	0	89	41	2	9	3	7	1	1	0	1	0	0	0	0	154
9:00																0
9:15	0	106	16	2	10	5	5	2	1	0	1	1	0	0	0	149
9:30																0
9:45	0	81	20	0	8	1	4	1	0	0	1	0	0	0	0	116
11:00																0
11:15	0	97	18	2	5	2	9	3	0	0	0	0	0	0	0	136
11:30																0
11:45	0	97	32	0	6	2	9	3	0	0	1	0	0	0	0	150
12:00																0
12:15	0	85	23	2	7	2	2	1	0	0	0	0	0	0	0	122
12:30																0
12:45	0	91	37	3	10	3	6	2	0	0	1	0	0	0	0	153
13:00																0
13:15	0	82	55	1	6	3	8	2	2	0	0	0	0	0	0	159
13:30																0
13:45	0	84	49	0	12	0	5	3	0	0	0	0	0	0	0	153
15:00																0
15:15	0	102	49	2	14	4	3	2	3	0	1	0	0	0	0	180
15:30																0
15:45	1	122	51	2	25	0	6	2	0	0	3	0	0	0	0	212
16:00																0
16:15	0	173	76	4	12	3	5	1	0	0	1	0	0	0	0	275
16:30																0
16:45	0	160	69	2	10	2	1	1	0	0	1	0	0	0	0	246
17:00																0
17:15	0	219	66	2	19	3	2	1	0	0	2	0	0	0	0	314
17:30																0
17:45	0	255	74	3	8	2	2	0	0	0	1	0	0	0	0	345
18:00																0
18:15	0	195	61	1	7	0	0	0	0	0	0	0	0	0	0	264
18:30																0
18:45	0	184	59	2	4	2	2	1	0	0	0	0	0	0	0	254










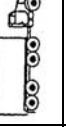
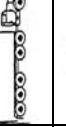

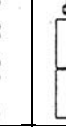
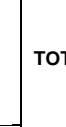

SOUTHERN BROOKLYN TRANSPORTATION STUDY CLASSIFICATION COUNT

Location: **C16 - Cropsey Avenue East of Bay Pkwy**
 Direction: **Westbound**
 Day/Date: **Thursday, 11/20/02**

Time Begin	15 Classification Categories															TOTAL	
	1	2	3	4	5	6	7	8	9	10	11	12	13	14	15		
																	
	Motorcycles	Passenger Cars	SUV	2 Axle, 4 TIRE Pickups	Buses	Mini-Buses Pass. Vans	2 Axle, 6 TIRE Single Unites	3 Axle Single Unites	4 or More Axle Single Unites	4 or Less Axle Single Trailers	5 Axle Single Trailers	6 or More Axle Single Trailers	5 or Less Axle Multi-Trailers	6 Axle Multi-Trailers	7 or More Axle Multi-Trailers		
6:00-7:00	Volumes	0	110	23	2	59	9	6	5	1	0	3	0	0	0	0	218
	%	0.0%	50.5%	10.6%	0.9%	27.1%	4.1%	2.8%	2.3%	0.5%	0.0%	1.4%	0.0%	0.0%	0.0%	0.0%	100%
7:00-8:00	Volumes	0	181	59	2	39	4	13	13	1	0	1	1	0	0	0	314
	%	0.0%	57.6%	18.8%	0.6%	12.4%	1.3%	4.1%	4.1%	0.3%	0.0%	0.3%	0.3%	0.0%	0.0%	0.0%	100%
8:00-9:00	Volumes	0	192	100	2	25	5	9	2	2	0	2	1	0	0	0	340
	%	0.0%	56.5%	29.4%	0.6%	7.4%	1.5%	2.6%	0.6%	0.6%	0.0%	0.6%	0.3%	0.0%	0.0%	0.0%	100%
9:00-10:00	Volumes	0	187	36	2	18	6	9	3	1	0	2		0	0	0	264
	%	0.0%	70.8%	13.6%	0.8%	6.8%	2.3%	3.4%	1.1%	0.4%	0.0%	0.8%	0.0%	0.0%	0.0%	0.0%	100%
11:00-12:00	Volumes	0	194	50	2	11	4	18	6	0	0	1	0	0	0	0	286
	%	0.0%	67.8%	17.5%	0.7%	3.8%	1.4%	6.3%	2.1%	0.0%	0.0%	0.3%	0.0%	0.0%	0.0%	0.0%	100%
12:00-13:00	Volumes	0	176	60	5	17	5	8	3	0	0	1	0	0	0	0	275
	%	0.0%	64.0%	21.8%	1.8%	6.2%	1.8%	2.9%	1.1%	0.0%	0.0%	0.4%	0.0%	0.0%	0.0%	0.0%	100%
13:00-14:00	Volumes	0	166	104	1	18	3	13	5	2	0	0	0	0	0	0	312
	%	0.0%	53.2%	33.3%	0.3%	5.8%	1.0%	4.2%	1.6%	0.6%	0.0%	0.0%	0.0%	0.0%	0.0%	0.0%	100%
15:00-16:00	Volumes	1	224	100	4	39	4	9	4	3	0	4	0	0	0	0	392
	%	0.3%	57.1%	25.5%	1.0%	9.9%	1.0%	2.3%	1.0%	0.8%	0.0%	1.0%	0.0%	0.0%	0.0%	0.0%	100%
16:00-17:00	Volumes	0	333	145	6	22	5	6	2	0	0	2	0	0	0	0	521
	%	0.0%	63.9%	27.8%	1.2%	4.2%	1.0%	1.2%	0.4%	0.0%	0.0%	0.4%	0.0%	0.0%	0.0%	0.0%	100%
17:00-18:00	Volumes	0	474	140	5	27	5	4	1	0	0	3	0	0	0	0	659
	%	0.0%	71.9%	21.2%	0.8%	4.1%	0.8%	0.6%	0.2%	0.0%	0.0%	0.5%	0.0%	0.0%	0.0%	0.0%	100%
18:00-19:00	Volumes	0	379	120	3	11	2	2	1	0	0	0	0	0	0	0	518
	%	0.0%	73.2%	23.2%	0.6%	2.1%	0.4%	0.4%	0.2%	0.0%	0.0%	0.0%	0.0%	0.0%	0.0%	0.0%	100%












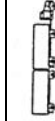



SOUTHERN BROOKLYN TRANSPORTATION STUDY CLASSIFICATION COUNT

Location: **C17 - 4Th Ave - North of Bay Ridge Pkwy**
 Direction: **Northbound**
 Day/Date: **Thursday, 11/20/02**

Time Begin	15 Classification Categories															TOTAL
	1	2	3	4	5	6	7	8	9	10	11	12	13	14	15	
																
Motorcycles	Passenger Cars	SUV	2 Axle, 4 TIRE Pickups	Buses	Mini-Buses Pass. Vans	2 Axle, 6 TIRE Single Unites	3 Axle Single Unites	4 or More Axle Single Unites	4 or Less Axle Single Trailers	5 Axle Single Trailers	6 or More Axle Single Trailers	5 or Less Axle Multi-Trailers	6 Axle Multi-Trailers	7 or More Axle Multi-Trailers		
6:00	0	77	10	0	0	0	1	0	0	0	0	0	0	0	0	88
6:15																0
6:30	1	104	10	5	0	0	0	0	0	0	0	0	0	0	0	120
6:45																0
7:00	1	138	15	3	2	0	1	0	0	0	0	0	0	0	0	160
7:15																0
7:30	0	172	17	0	0	1	1	0	0	0	0	0	0	0	0	191
7:45																0
8:00	0	167	15	3	1	1	3	0	0	0	0	0	0	0	0	190
8:15																0
8:30	1	145	12	0	1	0	4	0	0	0	0	0	0	0	0	163
8:45																0
9:00	0	122	12	0	1	0	4	1	0	0	0	0	0	0	0	140
9:15																0
9:30	0	130	15	1	0	1	2	0	0	0	0	0	0	0	0	149
9:45																0
11:00	0	128	12	2	0	1	6	0	0	0	0	0	0	0	0	149
11:15																0
11:30	0	105	11	3	0	0	3	0	0	0	0	0	0	0	0	122
11:45																0
12:00	0	138	16	2	0	2	2	0	0	0	0	0	0	0	0	160
12:15																0
12:30	0	120	12	1	1	1	2	0	0	0	0	0	0	0	0	137
12:45																0
13:00	0	121	15	4	0	1	4	0	0	0	0	0	0	0	0	145
13:15																0
13:30	1	111	13	4	1	3	1	0	0	0	0	0	0	0	0	134
13:45																0
15:00	1	130	17	0	2	2	5	0	0	1	0	0	0	0	0	158
15:15																0
15:30	0	153	18	1	4	2	6	0	0	1	0	0	0	0	0	185
15:45																0
16:00	0	158	22	2	1	0	0	0	0	0	0	0	0	0	0	183
16:15																0
16:30	0	151	19	2	0	0	1	0	0	0	0	0	0	0	0	173
16:45																0
17:00	0	134	14	2	0	0	2	0	0	0	0	0	0	0	0	152
17:15																0
17:30	0	131	8	1	0	0	2	0	0	0	0	0	0	0	0	142
17:45																0
18:00	2	132	9	3	3	0	4	0	0	0	1	0	0	0	0	154
18:15																0
18:30	0	143	11	2	1	0	1	0	0	0	0	0	0	0	0	158
18:45																0










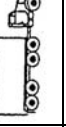
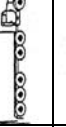

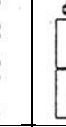
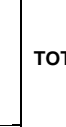

SOUTHERN BROOKLYN TRANSPORTATION STUDY CLASSIFICATION COUNT

Location: **C17 - 4Th Ave - North of Bay Ridge Pkwy**
 Direction: **Northbound**
 Day/Date: **Thursday, 11/20/02**

Time Begin	15 Classification Categories															TOTAL
	1	2	3	4	5	6	7	8	9	10	11	12	13	14	15	
																
	Motorcycles	Passenger Cars	SUV	2 Axle, 4 TIRE Pickups	Buses	Mini-Buses Pass. Vans	2 Axle, 6 TIRE Single Unites	3 Axle Single Unites	4 or More Axle Single Unites	4 or Less Axle Single Trailers	5 Axle Single Trailers	6 or More Axle Single Trailers	5 or Less Axle Multi-Trailers	6 Axle Multi-Trailers	7 or More Axle Multi-Trailers	
6:00-7:00	Volumes	1	181	20	5	0	0	1	0	0	0	0	0	0	0	208
	%	0.5%	87.0%	9.6%	2.4%	0.0%	0.0%	0.5%	0.0%	0.0%	0.0%	0.0%	0.0%	0.0%	0.0%	100%
7:00-8:00	Volumes	1	310	32	3	2	1	2	0	0	0	0	0	0	0	351
	%	0.3%	88.3%	9.1%	0.9%	0.6%	0.3%	0.6%	0.0%	0.0%	0.0%	0.0%	0.0%	0.0%	0.0%	100%
8:00-9:00	Volumes	1	312	27	3	2	1	7	0	0	0	0	0	0	0	353
	%	0.3%	88.4%	7.6%	0.8%	0.6%	0.3%	2.0%	0.0%	0.0%	0.0%	0.0%	0.0%	0.0%	0.0%	100%
9:00-10:00	Volumes	0	252	27	1	1	1	6	1	0	0	0	0	0	0	289
	%	0.0%	87.2%	9.3%	0.3%	0.3%	0.3%	2.1%	0.3%	0.0%	0.0%	0.0%	0.0%	0.0%	0.0%	100%
11:00-12:00	Volumes	0	233	23	5	0	1	9	0	0	0	0	0	0	0	271
	%	0.0%	86.0%	8.5%	1.8%	0.0%	0.4%	3.3%	0.0%	0.0%	0.0%	0.0%	0.0%	0.0%	0.0%	100%
12:00-13:00	Volumes	0	258	28	3	1	3	4	0	0	0	0	0	0	0	297
	%	0.0%	86.9%	9.4%	1.0%	0.3%	1.0%	1.3%	0.0%	0.0%	0.0%	0.0%	0.0%	0.0%	0.0%	100%
13:00-14:00	Volumes	1	232	28	8	1	4	5	0	0	0	0	0	0	0	279
	%	0.4%	83.2%	10.0%	2.9%	0.4%	1.4%	1.8%	0.0%	0.0%	0.0%	0.0%	0.0%	0.0%	0.0%	100%
15:00-16:00	Volumes	1	283	35	1	6	4	11	0	0	2	0	0	0	0	343
	%	0.3%	82.5%	10.2%	0.3%	1.7%	1.2%	3.2%	0.0%	0.0%	0.6%	0.0%	0.0%	0.0%	0.0%	100%
16:00-17:00	Volumes	0	309	41	4	1	0	1	0	0	0	0	0	0	0	356
	%	0.0%	86.8%	11.5%	1.1%	0.3%	0.0%	0.3%	0.0%	0.0%	0.0%	0.0%	0.0%	0.0%	0.0%	100%
17:00-18:00	Volumes	0	265	22	3	0	0	4	0	0	0	0	0	0	0	294
	%	0.0%	90.1%	7.5%	1.0%	0.0%	0.0%	1.4%	0.0%	0.0%	0.0%	0.0%	0.0%	0.0%	0.0%	100%
18:00-19:00	Volumes	2	275	20	5	4	0	5	0	0	0	1	0	0	0	312
	%	0.6%	88.1%	6.4%	1.6%	1.3%	0.0%	1.6%	0.0%	0.0%	0.0%	0.3%	0.0%	0.0%	0.0%	100%












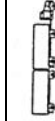



SOUTHERN BROOKLYN TRANSPORTATION STUDY CLASSIFICATION COUNT

Location: **C17 - 4Th Ave - North of Bay Ridge Pkwy**
 Direction: **Southbound**
 Day/Date: **Thursday, 11/20/02**

Time Begin	15 Classification Categories															TOTAL
	1	2	3	4	5	6	7	8	9	10	11	12	13	14	15	
																
Motorcycles	Passenger Cars	SUV	2 Axle, 4 TIRE Pickups	Buses	Mini-Buses Pass. Vans	2 Axle, 6 TIRE Single Unites	3 Axle Single Unites	4 or More Axle Single Unites	4 or Less Axle Single Trailers	5 Axle Single Trailers	6 or More Axle Single Trailers	5 or Less Axle Multi-Trailers	6 Axle Multi-Trailers	7 or More Axle Multi-Trailers		
6:00															0	
6:15	0	13	4	0	0	0	0	0	0	0	0	0	0	0	17	
6:30															0	
6:45	0	48	3	0	0	0	1	0	0	0	0	0	0	0	52	
7:00															0	
7:15	0	62	5	0	4	1	3	0	0	0	0	0	0	0	75	
7:30															0	
7:45	0	95	14	1	1	0	2	0	0	0	0	0	0	0	113	
8:00															0	
8:15	1	106	12	0	0	0	0	0	0	1	1	0	0	0	121	
8:30															0	
8:45	0	103	15	1	1	0	4	0	0	0	0	0	0	0	124	
9:00															0	
9:15	0	78	8	0	2	1	6	0	0	0	0	0	0	0	95	
9:30															0	
9:45	0	81	7	0	0	1	6	0	0	1	0	0	0	0	96	
11:00															0	
11:15	0	90	12	3	1	0	3	0	0	2	0	0	0	0	111	
11:30															0	
11:45	0	85	16	1	0	1	1	0	0	1	0	0	0	0	105	
12:00															0	
12:15	0	96	15	2	0	1	6	0	0	1	0	0	0	0	121	
12:30															0	
12:45	0	101	16	2	0	0	7	0	0	0	0	0	0	0	126	
13:00															0	
13:15	0	112	13	0	4	0	4	0	0	0	0	0	0	0	133	
13:30															0	
13:45	1	101	17	1	0	1	3	0	0	0	0	0	0	0	124	
15:00															0	
15:15	0	168	18	2	2	3	4	0	0	0	0	0	0	0	197	
15:30															0	
15:45	0	151	14	1	0	1	1	0	0	0	0	0	0	0	168	
16:00															0	
16:15	1	180	18	0	0	0	3	0	0	0	0	0	0	0	202	
16:30															0	
16:45	0	145	14	0	0	0	1	0	0	0	1	0	0	0	161	
17:00															0	
17:15	1	184	23	1	0	0	3	0	0	0	0	0	0	0	212	
17:30															0	
17:45	2	171	16	0	1	0	3	0	0	0	0	0	0	0	193	
18:00															0	
18:15	0	150	14	2	1	0	0	0	0	0	0	0	0	0	167	
18:30															0	
18:45	0	120	9	0	0	0	0	0	0	0	0	0	0	0	129	

SOUTHERN BROOKLYN TRANSPORTATION STUDY CLASSIFICATION COUNT

Location: **C17 - 4Th Ave - North of Bay Ridge Pkwy**
 Direction: **Southbound**
 Day/Date: **Thursday, 11/20/02**










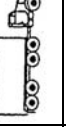
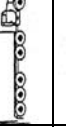

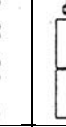
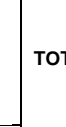

Time Begin	15 Classification Categories															TOTAL	
	1	2	3	4	5	6	7	8	9	10	11	12	13	14	15		
																	
	Motorcycles	Passenger Cars	SUV	2 Axle, 4 TIRE Pickups	Buses	Mini-Buses Pass. Vans	2 Axle, 6 TIRE Single Unites	3 Axle Single Unites	4 or More Axle Single Unites	4 or Less Axle Single Trailers	5 Axle Single Trailers	6 or More Axle Single Trailers	5 or Less Axle Multi-Trailers	6 Axle Multi-Trailers	7 or More Axle Multi-Trailers		
6:00-7:00	Volumes	0	61	7	0	0	0	1	0	0	0	0	0	0	0	0	69
	%	0.0%	88.4%	10.1%	0.0%	0.0%	0.0%	1.4%	0.0%	0.0%	0.0%	0.0%	0.0%	0.0%	0.0%	0.0%	100%
7:00-8:00	Volumes	0	157	19	1	5	1	5	0	0	0	0	0	0	0	0	188
	%	0.0%	83.5%	10.1%	0.5%	2.7%	0.5%	2.7%	0.0%	0.0%	0.0%	0.0%	0.0%	0.0%	0.0%	0.0%	100%
8:00-9:00	Volumes	1	209	27	1	1	0	4	0	0	1	1	0	0	0	0	245
	%	0.4%	85.3%	11.0%	0.4%	0.4%	0.0%	1.6%	0.0%	0.0%	0.4%	0.4%	0.0%	0.0%	0.0%	0.0%	100%
9:00-10:00	Volumes	0	159	15	0	2	2	12	0	0	1	0		0	0	0	191
	%	0.0%	83.2%	7.9%	0.0%	1.0%	1.0%	6.3%	0.0%	0.0%	0.5%	0.0%	0.0%	0.0%	0.0%	0.0%	100%
11:00-12:00	Volumes	0	175	28	4	1	1	4	0	0	3	0	0	0	0	0	216
	%	0.0%	81.0%	13.0%	1.9%	0.5%	0.5%	1.9%	0.0%	0.0%	1.4%	0.0%	0.0%	0.0%	0.0%	0.0%	100%
12:00-13:00	Volumes	0	197	31	4	0	1	13	0	0	1	0	0	0	0	0	247
	%	0.0%	79.8%	12.6%	1.6%	0.0%	0.4%	5.3%	0.0%	0.0%	0.4%	0.0%	0.0%	0.0%	0.0%	0.0%	100%
13:00-14:00	Volumes	1	213	30	1	4	1	7	0	0	0	0	0	0	0	0	257
	%	0.4%	82.9%	11.7%	0.4%	1.6%	0.4%	2.7%	0.0%	0.0%	0.0%	0.0%	0.0%	0.0%	0.0%	0.0%	100%
15:00-16:00	Volumes	0	319	32	3	2	4	5	0	0	0	0	0	0	0	0	365
	%	0.0%	87.4%	8.8%	0.8%	0.5%	1.1%	1.4%	0.0%	0.0%	0.0%	0.0%	0.0%	0.0%	0.0%	0.0%	100%
16:00-17:00	Volumes	1	325	32	0	0	0	4	0	0	0	1	0	0	0	0	363
	%	0.3%	89.5%	8.8%	0.0%	0.0%	0.0%	1.1%	0.0%	0.0%	0.0%	0.3%	0.0%	0.0%	0.0%	0.0%	100%
17:00-18:00	Volumes	3	355	39	1	1	0	6	0	0	0	0	0	0	0	0	405
	%	0.7%	87.7%	9.6%	0.2%	0.2%	0.0%	1.5%	0.0%	0.0%	0.0%	0.0%	0.0%	0.0%	0.0%	0.0%	100%
18:00-19:00	Volumes	0	270	23	2	1	0	0	0	0	0	0	0	0	0	0	296
	%	0.0%	91.2%	7.8%	0.7%	0.3%	0.0%	0.0%	0.0%	0.0%	0.0%	0.0%	0.0%	0.0%	0.0%	0.0%	100%

SOUTHERN BROOKLYN TRANSPORTATION STUDY CLASSIFICATION COUNT

Location: **C18 - Church Avenue East of Flatbush Avenue**












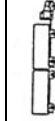



Direction: **Eastbound**

Day/Date: **Thursday, 11/20/02**

Time Begin	15 Classification Categories															TOTAL
	1	2	3	4	5	6	7	8	9	10	11	12	13	14	15	
																
Motorcycles	Passenger Cars	SUV	2 Axle, 4 TIRE Pickups	Buses	Mini-Buses Pass. Vans	2 Axle, 6 TIRE Single Unites	3 Axle Single Unites	4 or More Axle Single Unites	4 or Less Axle Single Trailers	5 Axle Single Trailers	6 or More Axle Single Trailers	5 or Less Axle Multi-Trailers	6 Axle Multi-Trailers	7 or More Axle Multi-Trailers		
6:00	0	23	9	1	8	1	4	0	0	2	6	0	0	0	0	54
6:15																0
6:30	0	49	10	0	6	3	2	0	0	0	2	0	0	0	0	72
6:45																0
7:00	0	57	12	1	8	4	2	0	0	0	2	0	0	0	0	86
7:15																0
7:30	0	62	10	0	5	2	3	4	0	0	1	0	0	0	0	87
7:45																0
8:00	0	56	29	0	4	2	2	0	0	0	1	0	0	0	0	94
8:15																0
8:30	0	46	25	0	3	0	3	0	0	0	0	0	0	0	0	77
8:45																0
9:00	0	53	18	0	6	0	1	0	0	0	0	0	0	0	0	78
9:15																0
9:30	0	50	19	1	5	1	8	0	0	0	1	0	0	0	0	85
9:45																0
11:00	0	37	9	0	3	1	5	0	0	0	1	0	0	0	0	56
11:15																0
11:30	0	35	11	0	4	1	4	0	0	1	0	0	0	0	0	56
11:45																0
12:00	0	57	17	1	3	0	4	0	0	0	0	0	0	0	0	82
12:15																0
12:30	0	47	10	1	2	1	7	0	0	0	0	0	0	0	0	68
12:45																0
13:00	0	42	24	0	4	0	4	0	0	0	11	0	0	0	0	85
13:15																0
13:30	0	26	22	1	3	1	2	0	0	0	0	0	0	0	0	55
13:45																0
15:00	0	44	30	0	5	1	7	0	0	3	0	0	0	0	0	90
15:15																0
15:30	0	40	21	0	6	0	5	0	0	0	0	0	0	0	0	72
15:45																0
16:00	0	56	14	0	3	1	6	0	0	0	1	0	0	0	0	81
16:15																0
16:30	1	60	23	0	6	0	2	0	0	0	0	0	0	0	0	92
16:45																0
17:00	0	51	21	1	4	2	2	0	0	0	1	0	0	0	0	82
17:15																0
17:30	0	41	12	0	3	0	0	0	0	0	0	0	0	0	0	56
17:45																0
18:00	0	35	31	0	5	1	1	0	0	0	0	0	0	0	0	73
18:15																0
18:30	0	38	7	1	4	1	4	0	0	0	0	0	0	0	0	55
18:45																0

SOUTHERN BROOKLYN TRANSPORTATION STUDY CLASSIFICATION COUNT

Location: **C18 - Church Avenue East of Flatbush Avenue**
 Direction: **Eastbound**
 Day/Date: **Thursday, 11/20/02**










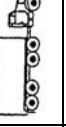
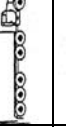

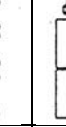
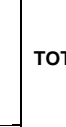

Time Begin	15 Classification Categories															TOTAL	
	1	2	3	4	5	6	7	8	9	10	11	12	13	14	15		
																	
	Motorcycles	Passenger Cars	SUV	2 Axle, 4 TIRE Pickups	Buses	Mini-Buses Pass. Vans	2 Axle, 6 TIRE Single Unites	3 Axle Single Unites	4 or More Axle Single Unites	4 or Less Axle Single Trailers	5 Axle Single Trailers	6 or More Axle Single Trailers	5 or Less Axle Multi-Trailers	6 Axle Multi-Trailers	7 or More Axle Multi-Trailers		
6:00-7:00	Volumes	0	72	19	1	14	4	6	0	0	2	8	0	0	0	0	126
	%	0.0%	57.1%	15.1%	0.8%	11.1%	3.2%	4.8%	0.0%	0.0%	1.6%	6.3%	0.0%	0.0%	0.0%	0.0%	100%
7:00-8:00	Volumes	0	119	22	1	13	6	5	4	0	0	3	0	0	0	0	173
	%	0.0%	68.8%	12.7%	0.6%	7.5%	3.5%	2.9%	2.3%	0.0%	0.0%	1.7%	0.0%	0.0%	0.0%	0.0%	100%
8:00-9:00	Volumes	0	102	54	0	7	2	5	0	0	0	1	0	0	0	0	171
	%	0.0%	59.6%	31.6%	0.0%	4.1%	1.2%	2.9%	0.0%	0.0%	0.0%	0.6%	0.0%	0.0%	0.0%	0.0%	100%
9:00-10:00	Volumes	0	103	37	1	11	1	9	0	0	0	1	0	0	0	0	163
	%	0.0%	63.2%	22.7%	0.6%	6.7%	0.6%	5.5%	0.0%	0.0%	0.0%	0.6%	0.0%	0.0%	0.0%	0.0%	100%
11:00-12:00	Volumes	0	72	20	0	7	2	9	0	0	1	1	0	0	0	0	112
	%	0.0%	64.3%	17.9%	0.0%	6.3%	1.8%	8.0%	0.0%	0.0%	0.9%	0.9%	0.0%	0.0%	0.0%	0.0%	100%
12:00-13:00	Volumes	0	104	27	2	5	1	11	0	0	0	0	0	0	0	0	150
	%	0.0%	69.3%	18.0%	1.3%	3.3%	0.7%	7.3%	0.0%	0.0%	0.0%	0.0%	0.0%	0.0%	0.0%	0.0%	100%
13:00-14:00	Volumes	0	68	46	1	7	1	6	0	0	0	11	0	0	0	0	140
	%	0.0%	48.6%	32.9%	0.7%	5.0%	0.7%	4.3%	0.0%	0.0%	0.0%	7.9%	0.0%	0.0%	0.0%	0.0%	100%
15:00-16:00	Volumes	0	84	51	0	11	1	12	0	0	3	0	0	0	0	0	162
	%	0.0%	51.9%	31.5%	0.0%	6.8%	0.6%	7.4%	0.0%	0.0%	1.9%	0.0%	0.0%	0.0%	0.0%	0.0%	100%
16:00-17:00	Volumes	1	116	37	0	9	1	8	0	0	0	1	0	0	0	0	173
	%	0.6%	67.1%	21.4%	0.0%	5.2%	0.6%	4.6%	0.0%	0.0%	0.0%	0.6%	0.0%	0.0%	0.0%	0.0%	100%
17:00-18:00	Volumes	0	92	33	1	7	2	2	0	0	0	1	0	0	0	0	138
	%	0.0%	66.7%	23.9%	0.7%	5.1%	1.4%	1.4%	0.0%	0.0%	0.0%	0.7%	0.0%	0.0%	0.0%	0.0%	100%
18:00-19:00	Volumes	0	73	38	1	9	2	5	0	0	0	0	0	0	0	0	128
	%	0.0%	57.0%	29.7%	0.8%	7.0%	1.6%	3.9%	0.0%	0.0%	0.0%	0.0%	0.0%	0.0%	0.0%	0.0%	100%

SOUTHERN BROOKLYN TRANSPORTATION STUDY CLASSIFICATION COUNT

Location: **C18 - Church Avenue East of Flatbush Avenue**

Direction: **Westbound**

Day/Date: **Thursday, 11/20/02**












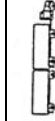



Time Begin	15 Classification Categories															TOTAL
	1	2	3	4	5	6	7	8	9	10	11	12	13	14	15	
																
Motorcycles	Passenger Cars	SUV	2 Axle, 4 TIRE Pickups	Buses	Mini-Buses Pass. Vans	2 Axle, 6 TIRE Single Unites	3 Axle Single Unites	4 or More Axle Single Unites	4 or Less Axle Single Trailers	5 Axle Single Trailers	6 or More Axle Single Trailers	5 or Less Axle Multi-Trailers	6 Axle Multi-Trailers	7 or More Axle Multi-Trailers		
6:00																0
6:15	0	30	8	3	3	0	1	0	0	0	1	1	0	0	0	47
6:30																0
6:45	0	38	13	1	5	2	3	0	0	0	2	0	0	0	0	64
7:00																0
7:15	0	62	12	0	7	2	3	0	0	0	1	0	0	0	0	87
7:30																0
7:45	0	60	16	1	9	3	5	0	0	0	0	0	0	0	0	94
8:00																0
8:15	0	59	8	1	8	1	0	0	0	0	0	0	0	0	0	77
8:30																0
8:45	0	61	19	4	5	0	7	3	0	0	1	0	0	0	0	100
9:00																0
9:15	0	72	17	0	3	2	6	0	0	0	0	0	0	0	0	100
9:30																0
9:45	0	49	15	3	4	0	5	0	0	2	2	0	0	0	0	80
11:00																0
11:15	0	38	11	0	3	0	6	0	0	2	1	0	0	0	0	61
11:30																0
11:45	0	41	14	0	4	1	6	0	0	1	1	0	0	0	0	68
12:00																0
12:15	0	31	10	0	3	0	6	0	0	1	2	0	0	0	0	53
12:30																0
12:45	0	43	12	0	5	0	3	0	0	0	1	0	0	0	0	64
13:00																0
13:15	1	37	14	0	3	1	3	0	0	0	1	0	0	0	0	60
13:30																0
13:45	0	32	13	0	2	1	3	0	0	0	1	0	0	0	0	52
15:00																0
15:15	0	42	16	0	2	0	2	0	0	0	0	0	0	0	0	62
15:30																0
15:45	0	57	13	0	3	0	1	0	0	1	0	0	0	0	0	75
16:00																0
16:15	0	43	21	1	2	0	2	0	0	0	0	0	0	0	0	69
16:30																0
16:45	0	49	16	0	6	0	2	0	0	0	1	0	0	0	0	74
17:00																0
17:15	0	23	21	0	4	0	3	0	0	0	0	0	0	0	0	51
17:30																0
17:45	0	48	15	0	7	1	1	0	0	0	0	0	0	0	0	72
18:00																0
18:15	0	31	11	0	2	0	0	0	0	0	0	0	0	0	0	44
18:30																0
18:45	0	37	17	0	4	0	0	0	0	0	0	0	0	0	0	58

SOUTHERN BROOKLYN TRANSPORTATION STUDY CLASSIFICATION COUNT

Location: **C18 - Church Avenue East of Flatbush Avenue**

Direction: **Westbound**

Day/Date: **Thursday, 11/20/02**










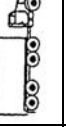
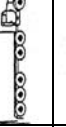

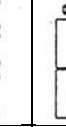
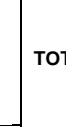

Time Begin	15 Classification Categories															TOTAL	
	1	2	3	4	5	6	7	8	9	10	11	12	13	14	15		
																	
	Motorcycles	Passenger Cars	SUV	2 Axle, 4 TIRE Pickups	Buses	Mini-Buses Pass. Vans	2 Axle, 6 TIRE Single Unites	3 Axle Single Unites	4 or More Axle Single Unites	4 or Less Axle Single Trailers	5 Axle Single Trailers	6 or More Axle Single Trailers	5 or Less Axle Multi-Trailers	6 Axle Multi-Trailers	7 or More Axle Multi-Trailers		
6:00-7:00	Volumes	0	68	21	4	8	2	4	0	0	0	3	1	0	0	0	111
	%	0.0%	61.3%	18.9%	3.6%	7.2%	1.8%	3.6%	0.0%	0.0%	0.0%	2.7%	0.9%	0.0%	0.0%	0.0%	100%
7:00-8:00	Volumes	0	122	28	1	16	5	8	0	0	0	1	0	0	0	0	181
	%	0.0%	67.4%	15.5%	0.6%	8.8%	2.8%	4.4%	0.0%	0.0%	0.0%	0.6%	0.0%	0.0%	0.0%	0.0%	100%
8:00-9:00	Volumes	0	120	27	5	13	1	7	3	0	0	1	0	0	0	0	177
	%	0.0%	67.8%	15.3%	2.8%	7.3%	0.6%	4.0%	1.7%	0.0%	0.0%	0.6%	0.0%	0.0%	0.0%	0.0%	100%
9:00-10:00	Volumes	0	121	32	3	7	2	11	0	0	2	2	0	0	0	0	180
	%	0.0%	67.2%	17.8%	1.7%	3.9%	1.1%	6.1%	0.0%	0.0%	1.1%	1.1%	0.0%	0.0%	0.0%	0.0%	100%
11:00-12:00	Volumes	0	79	25	0	7	1	12	0	0	3	2	0	0	0	0	129
	%	0.0%	61.2%	19.4%	0.0%	5.4%	0.8%	9.3%	0.0%	0.0%	2.3%	1.6%	0.0%	0.0%	0.0%	0.0%	100%
12:00-13:00	Volumes	0	74	22	0	8	0	9	0	0	1	3	0	0	0	0	117
	%	0.0%	63.2%	18.8%	0.0%	6.8%	0.0%	7.7%	0.0%	0.0%	0.9%	2.6%	0.0%	0.0%	0.0%	0.0%	100%
13:00-14:00	Volumes	1	69	27	0	5	2	6	0	0	0	2	0	0	0	0	112
	%	0.9%	61.6%	24.1%	0.0%	4.5%	1.8%	5.4%	0.0%	0.0%	0.0%	1.8%	0.0%	0.0%	0.0%	0.0%	100%
15:00-16:00	Volumes	0	99	29	0	5	0	3	0	0	1	0	0	0	0	0	137
	%	0.0%	72.3%	21.2%	0.0%	3.6%	0.0%	2.2%	0.0%	0.0%	0.7%	0.0%	0.0%	0.0%	0.0%	0.0%	100%
16:00-17:00	Volumes	0	92	37	1	8	0	4	0	0	0	1	0	0	0	0	143
	%	0.0%	64.3%	25.9%	0.7%	5.6%	0.0%	2.8%	0.0%	0.0%	0.0%	0.7%	0.0%	0.0%	0.0%	0.0%	100%
17:00-18:00	Volumes	0	71	36	0	11	1	4	0	0	0	0	0	0	0	0	123
	%	0.0%	57.7%	29.3%	0.0%	8.9%	0.8%	3.3%	0.0%	0.0%	0.0%	0.0%	0.0%	0.0%	0.0%	0.0%	100%
18:00-19:00	Volumes	0	68	28	0	6	0	0	0	0	0	0	0	0	0	0	102
	%	0.0%	66.7%	27.5%	0.0%	5.9%	0.0%	0.0%	0.0%	0.0%	0.0%	0.0%	0.0%	0.0%	0.0%	0.0%	100%

SOUTHERN BROOKLYN TRANSPORTATION STUDY CLASSIFICATION COUNT

Location: **C23 - Avenue U West of Flatbush Avenue**












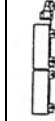



Direction: **Eastbound**

Day/Date: **Thursday, 11/20/02**

Time Begin	15 Classification Categories															TOTAL
	1	2	3	4	5	6	7	8	9	10	11	12	13	14	15	
																
Motorcycles	Passenger Cars	SUV	2 Axle, 4 TIRE Pickups	Buses	Mini-Buses Pass. Vans	2 Axle, 6 TIRE Single Unites	3 Axle Single Unites	4 or More Axle Single Unites	4 or Less Axle Single Trailers	5 Axle Single Trailers	6 or More Axle Single Trailers	5 or Less Axle Multi-Trailers	6 Axle Multi-Trailers	7 or More Axle Multi-Trailers		
6:00	0	27	8	1	2	0	0	1	0	0	0	0	0	0	0	39
6:15																0
6:30	0	21	12	1	8	4	1	0	0	0	0	0	0	0	0	47
6:45																0
7:00	0	56	27	1	9	1	3	1	0	0	0	0	0	0	0	98
7:15																0
7:30	0	63	22	4	5	2	3	1	0	0	0	0	0	0	0	100
7:45																0
8:00	0	70	49	2	12	3	2	3	0	0	0	0	0	0	0	141
8:15																0
8:30	0	74	46	2	18	3	9	0	0	0	1	0	0	0	0	153
8:45																0
9:00	0	67	33	6	11	0	4	3	0	0	0	0	0	0	0	124
9:15																0
9:30	0	85	43	0	5	6	6	1	0	0	1	0	0	0	0	147
9:45																0
11:00	0	94	49	2	8	2	8	2	0	0	0	0	0	0	0	165
11:15																0
11:30	0	103	45	2	5	1	1	1	0	0	0	0	0	0	0	158
11:45																0
12:00	0	115	68	3	5	2	7	0	0	0	0	0	0	0	0	200
12:15																0
12:30	0	150	55	0	3	2	4	1	0	0	1	0	0	0	0	216
12:45																0
13:00	0	145	69	2	7	4	11	1	0	0	0	0	0	0	0	239
13:15																0
13:30	0	131	71	3	4	1	10	3	0	0	2	0	0	0	0	225
13:45																0
15:00	0	135	59	3	5	2	5	0	0	0	0	0	0	0	0	209
15:15																0
15:30	0	197	79	6	5	3	6	6	0	0	0	0	0	0	0	302
15:45																0
16:00	0	175	67	3	4	4	4	1	0	0	0	0	0	0	0	258
16:15																0
16:30	0	141	44	5	11	2	11	1	0	0	0	0	0	0	0	215
16:45																0
17:00	0	155	61	1	7	0	3	0	0	0	0	0	0	0	0	227
17:15																0
17:30	0	189	51	2	12	2	2	0	0	0	0	0	0	0	0	258
17:45																0
18:00	1	175	72	2	7	4	2	0	0	0	0	0	0	0	0	263
18:15																0
18:30	1	161	60	1	9	2	2	1	0	0	0	0	0	0	0	237
18:45																0

SOUTHERN BROOKLYN TRANSPORTATION STUDY CLASSIFICATION COUNT

Location: **C23 - Avenue U West of Flatbush Avenue**
 Direction: **Eastbound**
 Day/Date: **Thursday, 11/20/02**










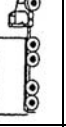
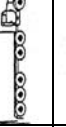

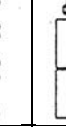
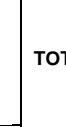

Time Begin	15 Classification Categories															TOTAL	
	1	2	3	4	5	6	7	8	9	10	11	12	13	14	15		
																	
	Motorcycles	Passenger Cars	SUV	2 Axle, 4 TIRE Pickups	Buses	Mini-Buses Pass. Vans	2 Axle, 6 TIRE Single Unites	3 Axle Single Unites	4 or More Axle Single Unites	4 or Less Axle Single Trailers	5 Axle Single Trailers	6 or More Axle Single Trailers	5 or Less Axle Multi-Trailers	6 Axle Multi-Trailers	7 or More Axle Multi-Trailers		
6:00-7:00	Volumes	0	48	20	2	10	4	1	1	0	0	0	0	0	0	0	86
	%	0.0%	55.8%	23.3%	2.3%	11.6%	4.7%	1.2%	1.2%	0.0%	0.0%	0.0%	0.0%	0.0%	0.0%	0.0%	100%
7:00-8:00	Volumes	0	119	49	5	14	3	6	2	0	0	0	0	0	0	0	198
	%	0.0%	60.1%	24.7%	2.5%	7.1%	1.5%	3.0%	1.0%	0.0%	0.0%	0.0%	0.0%	0.0%	0.0%	0.0%	100%
8:00-9:00	Volumes	0	144	95	4	30	6	11	3	0	0	1	0	0	0	0	294
	%	0.0%	49.0%	32.3%	1.4%	10.2%	2.0%	3.7%	1.0%	0.0%	0.0%	0.3%	0.0%	0.0%	0.0%	0.0%	100%
9:00-10:00	Volumes	0	152	76	6	16	6	10	4	0	0	1	0	0	0	0	271
	%	0.0%	56.1%	28.0%	2.2%	5.9%	2.2%	3.7%	1.5%	0.0%	0.0%	0.4%	0.0%	0.0%	0.0%	0.0%	100%
11:00-12:00	Volumes	0	197	94	4	13	3	9	3	0	0	0	0	0	0	0	323
	%	0.0%	61.0%	29.1%	1.2%	4.0%	0.9%	2.8%	0.9%	0.0%	0.0%	0.0%	0.0%	0.0%	0.0%	0.0%	100%
12:00-13:00	Volumes	0	265	123	3	8	4	11	1	0	0	1	0	0	0	0	416
	%	0.0%	63.7%	29.6%	0.7%	1.9%	1.0%	2.6%	0.2%	0.0%	0.0%	0.2%	0.0%	0.0%	0.0%	0.0%	100%
13:00-14:00	Volumes	0	276	140	5	11	5	21	4	0	0	2	0	0	0	0	464
	%	0.0%	59.5%	30.2%	1.1%	2.4%	1.1%	4.5%	0.9%	0.0%	0.0%	0.4%	0.0%	0.0%	0.0%	0.0%	100%
15:00-16:00	Volumes	0	332	138	9	10	5	11	6	0	0	0	0	0	0	0	511
	%	0.0%	65.0%	27.0%	1.8%	2.0%	1.0%	2.2%	1.2%	0.0%	0.0%	0.0%	0.0%	0.0%	0.0%	0.0%	100%
16:00-17:00	Volumes	0	316	111	8	15	6	15	2	0	0	0	0	0	0	0	473
	%	0.0%	66.8%	23.5%	1.7%	3.2%	1.3%	3.2%	0.4%	0.0%	0.0%	0.0%	0.0%	0.0%	0.0%	0.0%	100%
17:00-18:00	Volumes	0	344	112	3	19	2	5	0	0	0	0	0	0	0	0	485
	%	0.0%	70.9%	23.1%	0.6%	3.9%	0.4%	1.0%	0.0%	0.0%	0.0%	0.0%	0.0%	0.0%	0.0%	0.0%	100%
18:00-19:00	Volumes	2	336	132	3	16	6	4	1	0	0	0	0	0	0	0	500
	%	0.4%	67.2%	26.4%	0.6%	3.2%	1.2%	0.8%	0.2%	0.0%	0.0%	0.0%	0.0%	0.0%	0.0%	0.0%	100%

SOUTHERN BROOKLYN TRANSPORTATION STUDY CLASSIFICATION COUNT

Location: **C23 - Avenue U West of Flatbush Avenue**

Direction: **Westbound**

Day/Date: **Thursday, 11/20/02**












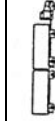



Time Begin	15 Classification Categories															TOTAL
	1	2	3	4	5	6	7	8	9	10	11	12	13	14	15	
																
Motorcycles	Passenger Cars	SUV	2 Axle, 4 TIRE Pickups	Buses	Mini-Buses Pass. Vans	2 Axle, 6 TIRE Single Unites	3 Axle Single Unites	4 or More Axle Single Unites	4 or Less Axle Single Trailers	5 Axle Single Trailers	6 or More Axle Single Trailers	5 or Less Axle Multi-Trailers	6 Axle Multi-Trailers	7 or More Axle Multi-Trailers		
6:00																0
6:15	0	27	14	1	16	7	4	0	0	0	0	0	0	0	0	69
6:30																0
6:45	0	45	15	3	17	4	4	2	0	0	2	0	0	0	0	92
7:00																0
7:15	0	68	35	2	13	5	1	5	0	0	0	1	0	0	0	130
7:30																0
7:45	0	117	49	2	10	4	9	4	0	0	2	0	0	0	0	197
8:00																0
8:15	0	110	54	1	7	1	5	3	0	0	2	0	0	0	0	183
8:30																0
8:45	0	95	55	4	5	0	6	0	0	0	0	0	0	0	0	165
9:00																0
9:15	0	87	36	2	4	1	4	0	0	0	1	0	0	0	0	135
9:30																0
9:45	0	79	41	3	3	2	8	3	0	0	0	0	0	0	0	139
11:00																0
11:15	0	90	34	3	5	1	4	2	0	0	0	0	0	0	0	139
11:30																0
11:45	0	78	38	1	1	4	6	2	0	0	0	0	0	0	0	130
12:00																0
12:15	0	82	40	2	9	1	5	3	0	1	0	0	0	0	0	143
12:30																0
12:45	0	94	40	3	7	1	2	3	0	0	2	0	0	0	0	152
13:00																0
13:15	0	95	46	7	7	4	4	0	0	0	0	0	0	0	0	163
13:30																0
13:45	0	93	55	0	9	2	8	3	0	0	0	0	0	0	0	170
15:00																0
15:15	0	120	29	3	7	1	2	1	0	0	0	0	0	0	0	163
15:30																0
15:45	0	101	43	0	2	1	6	1	0	0	0	0	0	0	0	154
16:00																0
16:15	0	132	48	5	9	2	7	0	0	0	1	0	0	0	0	204
16:30																0
16:45	0	103	47	1	5	4	8	0	0	0	1	0	0	0	0	169
17:00																0
17:15	0	133	58	1	4	2	3	0	0	0	0	0	0	0	0	201
17:30																0
17:45	0	109	29	3	1	2	2	1	0	1	0	0	0	0	0	148
18:00																0
18:15	0	112	49	3	4	1	1	0	0	0	1	0	0	0	0	171
18:30																0
18:45	0	133	41	2	2	0	2	0	0	0	0	0	0	0	0	180

SOUTHERN BROOKLYN TRANSPORTATION STUDY CLASSIFICATION COUNT

Location: **C23 - Avenue U West of Flatbush Avenue**

Direction: **Westbound**

Day/Date: **Thursday, 11/20/02**






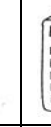







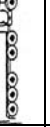

Time Begin	15 Classification Categories															TOTAL	
	1	2	3	4	5	6	7	8	9	10	11	12	13	14	15		
																	
	Motorcycles	Passenger Cars	SUV	2 Axle, 4 TIRE Pickups	Buses	Mini-Buses Pass. Vans	2 Axle, 6 TIRE Single Unites	3 Axle Single Unites	4 or More Axle Single Unites	4 or Less Axle Single Trailers	5 Axle Single Trailers	6 or More Axle Single Trailers	5 or Less Axle Multi-Trailers	6 Axle Multi-Trailers	7 or More Axle Multi-Trailers		
6:00-7:00	Volumes	0	72	29	4	33	11	8	2	0	0	2	0	0	0	0	161
	%	0.0%	44.7%	18.0%	2.5%	20.5%	6.8%	5.0%	1.2%	0.0%	0.0%	1.2%	0.0%	0.0%	0.0%	0.0%	100%
7:00-8:00	Volumes	0	185	84	4	23	9	10	9	0	0	2	1	0	0	0	327
	%	0.0%	56.6%	25.7%	1.2%	7.0%	2.8%	3.1%	2.8%	0.0%	0.0%	0.6%	0.3%	0.0%	0.0%	0.0%	100%
8:00-9:00	Volumes	0	205	109	5	12	1	11	3	0	0	2	0	0	0	0	348
	%	0.0%	58.9%	31.3%	1.4%	3.4%	0.3%	3.2%	0.9%	0.0%	0.0%	0.6%	0.0%	0.0%	0.0%	0.0%	100%
9:00-10:00	Volumes	0	166	77	5	7	3	12	3	0	0	1		0	0	0	274
	%	0.0%	60.6%	28.1%	1.8%	2.6%	1.1%	4.4%	1.1%	0.0%	0.0%	0.4%	0.0%	0.0%	0.0%	0.0%	100%
11:00-12:00	Volumes	0	168	72	4	6	5	10	4	0	0	0	0	0	0	0	269
	%	0.0%	62.5%	26.8%	1.5%	2.2%	1.9%	3.7%	1.5%	0.0%	0.0%	0.0%	0.0%	0.0%	0.0%	0.0%	100%
12:00-13:00	Volumes	0	176	80	5	16	2	7	6	0	1	2	0	0	0	0	295
	%	0.0%	59.7%	27.1%	1.7%	5.4%	0.7%	2.4%	2.0%	0.0%	0.3%	0.7%	0.0%	0.0%	0.0%	0.0%	100%
13:00-14:00	Volumes	0	188	101	7	16	6	12	3	0	0	0	0	0	0	0	333
	%	0.0%	56.5%	30.3%	2.1%	4.8%	1.8%	3.6%	0.9%	0.0%	0.0%	0.0%	0.0%	0.0%	0.0%	0.0%	100%
15:00-16:00	Volumes	0	221	72	3	9	2	8	2	0	0	0	0	0	0	0	317
	%	0.0%	69.7%	22.7%	0.9%	2.8%	0.6%	2.5%	0.6%	0.0%	0.0%	0.0%	0.0%	0.0%	0.0%	0.0%	100%
16:00-17:00	Volumes	0	235	95	6	14	6	15	0	0	0	2	0	0	0	0	373
	%	0.0%	63.0%	25.5%	1.6%	3.8%	1.6%	4.0%	0.0%	0.0%	0.0%	0.5%	0.0%	0.0%	0.0%	0.0%	100%
17:00-18:00	Volumes	0	242	87	4	5	4	5	1	0	1	0	0	0	0	0	349
	%	0.0%	69.3%	24.9%	1.1%	1.4%	1.1%	1.4%	0.3%	0.0%	0.3%	0.0%	0.0%	0.0%	0.0%	0.0%	100%
18:00-19:00	Volumes	0	245	90	5	6	1	3	0	0	0	1	0	0	0	0	351
	%	0.0%	69.8%	25.6%	1.4%	1.7%	0.3%	0.9%	0.0%	0.0%	0.0%	0.3%	0.0%	0.0%	0.0%	0.0%	100%

SOUTHERN BROOKLYN TRANSPORTATION STUDY CLASSIFICATION COUNT

Location: **C25 - Fort Hamilton Pkwy North of 39th Street**












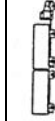



Direction: **Northbound**

Day/Date: **Tuesday, 11/26/02**

Time Begin	15 Classification Categories															TOTAL
	1	2	3	4	5	6	7	8	9	10	11	12	13	14	15	
																
Motorcycles	Passenger Cars	SUV	2 Axle, 4 TIRE Pickups	Buses	Mini-Buses Pass. Vans	2 Axle, 6 TIRE Single Unites	3 Axle Single Unites	4 or More Axle Single Unites	4 or Less Axle Single Trailers	5 Axle Single Trailers	6 or More Axle Single Trailers	5 or Less Axle Multi-Trailers	6 Axle Multi-Trailers	7 or More Axle Multi-Trailers		
6:00	0	70	25	3	5	2	5	0	0	2	2	1	0	0	0	115
6:15																0
6:30	0	83	38	11	3	2	9	1	0	0	3	0	0	0	0	150
6:45																0
7:00	0	106	51	15	5	0	3	0	0	1	2	0	0	0	0	183
7:15																0
7:30	0	138	39	21	3	2	5	1	0	0	4	0	0	0	0	213
7:45																0
8:00	0	117	32	25	4	2	6	0	0	0	3	0	0	0	0	189
8:15																0
8:30	0	113	37	26	2	2	10	0	0	0	1	0	0	0	0	191
8:45																0
9:00	0	103	33	23	5	1	12	0	0	0	5	0	0	0	0	182
9:15																0
9:30	0	99	41	22	2	2	7	0	0	0	4	1	0	0	0	178
9:45																0
11:00	1	45	32	17	1	2	15	3	0	1	2	0	0	0	0	119
11:15																0
11:30	0	101	33	18	0	2	10	2	0	0	0	0	0	0	0	166
11:45																0
12:00	0	112	25	23	1	1	10	3	0	1	1	0	0	0	0	177
12:15																0
12:30	0	104	36	24	0	5	12	0	0	2	1	0	0	0	0	184
12:45																0
13:00	0	97	33	21	2	1	5	2	0	0	2	1	0	0	0	164
13:15																0
13:30	0	88	28	21	4	2	8	0	0	0	1	0	0	0	0	152
13:45																0
15:00	1	107	36	13	3	3	5	3	0	1	2	0	0	0	0	174
15:15																0
15:30	0	121	55	19	5	5	12	0	0	0	1	0	0	0	0	218
15:45																0
16:00	0	131	43	15	6	1	13	1	0	0	0	0	0	0	0	210
16:15																0
16:30	0	143	53	21	6	2	6	0	1	2	2	0	0	0	0	236
16:45																0
17:00	0	136	48	16	6	0	8	2	0	1	1	0	0	0	0	218
17:15																0
17:30	0	109	44	14	1	2	5	1	0	0	0	0	0	0	0	176
17:45																0
18:00	0	111	52	18	2	3	2	0	0	0	1	0	0	0	0	189
18:15																0
18:30	0	107	37	14	2	0	9	0	0	0	1	0	0	0	0	170
18:45																0

SOUTHERN BROOKLYN TRANSPORTATION STUDY CLASSIFICATION COUNT

Location: **C25 - Fort Hamilton Pkwy North of 39th Street**
 Direction: **Northbound**
 Day/Date: **Tuesday, 11/26/02**





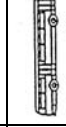

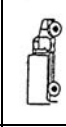
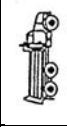

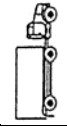


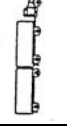
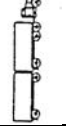
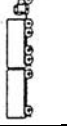
Time Begin	15 Classification Categories															TOTAL	
	1	2	3	4	5	6	7	8	9	10	11	12	13	14	15		
																	
	Motorcycles	Passenger Cars	SUV	2 Axle, 4 TIRE Pickups	Buses	Mini-Buses Pass. Vans	2 Axle, 6 TIRE Single Unites	3 Axle Single Unites	4 or More Axle Single Unites	4 or Less Axle Single Trailers	5 Axle Single Trailers	6 or More Axle Single Trailers	5 or Less Axle Multi-Trailers	6 Axle Multi-Trailers	7 or More Axle Multi-Trailers		
6:00-7:00	Volumes	0	153	63	14	8	4	14	1	0	2	5	1	0	0	0	265
	%	0.0%	57.7%	23.8%	5.3%	3.0%	1.5%	5.3%	0.4%	0.0%	0.8%	1.9%	0.4%	0.0%	0.0%	0.0%	100%
7:00-8:00	Volumes	0	244	90	36	8	2	8	1	0	1	6	0	0	0	0	396
	%	0.0%	61.6%	22.7%	9.1%	2.0%	0.5%	2.0%	0.3%	0.0%	0.3%	1.5%	0.0%	0.0%	0.0%	0.0%	100%
8:00-9:00	Volumes	0	230	69	51	6	4	16	0	0	0	4	0	0	0	0	380
	%	0.0%	60.5%	18.2%	13.4%	1.6%	1.1%	4.2%	0.0%	0.0%	0.0%	1.1%	0.0%	0.0%	0.0%	0.0%	100%
9:00-10:00	Volumes	0	202	74	45	7	3	19	0	0	0	9	1	0	0	0	360
	%	0.0%	56.1%	20.6%	12.5%	1.9%	0.8%	5.3%	0.0%	0.0%	0.0%	2.5%	0.3%	0.0%	0.0%	0.0%	100%
11:00-12:00	Volumes	1	146	65	35	1	4	25	5	0	1	2	0	0	0	0	285
	%	0.4%	51.2%	22.8%	12.3%	0.4%	1.4%	8.8%	1.8%	0.0%	0.4%	0.7%	0.0%	0.0%	0.0%	0.0%	100%
12:00-13:00	Volumes	0	216	61	47	1	6	22	3	0	3	2	0	0	0	0	361
	%	0.0%	59.8%	16.9%	13.0%	0.3%	1.7%	6.1%	0.8%	0.0%	0.8%	0.6%	0.0%	0.0%	0.0%	0.0%	100%
13:00-14:00	Volumes	0	185	61	42	6	3	13	2	0	0	3	1	0	0	0	316
	%	0.0%	58.5%	19.3%	13.3%	1.9%	0.9%	4.1%	0.6%	0.0%	0.0%	0.9%	0.3%	0.0%	0.0%	0.0%	100%
15:00-16:00	Volumes	1	228	91	32	8	8	17	3	0	1	3	0	0	0	0	392
	%	0.3%	58.2%	23.2%	8.2%	2.0%	2.0%	4.3%	0.8%	0.0%	0.3%	0.8%	0.0%	0.0%	0.0%	0.0%	100%
16:00-17:00	Volumes	0	274	96	36	12	3	19	1	1	2	2	0	0	0	0	446
	%	0.0%	61.4%	21.5%	8.1%	2.7%	0.7%	4.3%	0.2%	0.2%	0.4%	0.4%	0.0%	0.0%	0.0%	0.0%	100%
17:00-18:00	Volumes	0	245	92	30	7	2	13	3	0	1	1	0	0	0	0	394
	%	0.0%	62.2%	23.4%	7.6%	1.8%	0.5%	3.3%	0.8%	0.0%	0.3%	0.3%	0.0%	0.0%	0.0%	0.0%	100%
18:00-19:00	Volumes	0	218	89	32	4	3	11	0	0	0	2	0	0	0	0	359
	%	0.0%	60.7%	24.8%	8.9%	1.1%	0.8%	3.1%	0.0%	0.0%	0.0%	0.6%	0.0%	0.0%	0.0%	0.0%	100%

SOUTHERN BROOKLYN TRANSPORTATION STUDY CLASSIFICATION COUNT

Location: **C25 - Fort Hamilton Pkwy North of 39th Street**












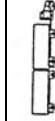



Direction: **Southbound**

Day/Date: **Tuesday, 11/26/02**

Time Begin	15 Classification Categories															TOTAL
	1	2	3	4	5	6	7	8	9	10	11	12	13	14	15	
																
Motorcycles	Passenger Cars	SUV	2 Axle, 4 TIRE Pickups	Buses	Mini-Buses Pass. Vans	2 Axle, 6 TIRE Single Unites	3 Axle Single Unites	4 or More Axle Single Unites	4 or Less Axle Single Trailers	5 Axle Single Trailers	6 or More Axle Single Trailers	5 or Less Axle Multi-Trailers	6 Axle Multi-Trailers	7 or More Axle Multi-Trailers		
6:00															0	
6:15	0	51	15	7	2	0	3	1	0	0	7	0	0	0	86	
6:30															0	
6:45	1	82	35	3	6	1	12	5	0	0	3	0	0	0	148	
7:00															0	
7:15	0	119	21	13	8	4	6	1	0	0	3	0	0	0	175	
7:30															0	
7:45	0	112	23	14	2	6	9	2	0	0	6	0	0	0	174	
8:00															0	
8:15	0	126	28	15	3	3	8	0	0	0	9	0	0	0	192	
8:30															0	
8:45	0	113	17	19	4	3	12	3	1	0	3	0	0	0	175	
9:00															0	
9:15	0	77	22	20	3	5	20	0	0	0	7	0	0	0	154	
9:30															0	
9:45	0	89	31	21	6	2	9	0	0	0	1	0	0	0	159	
11:00															0	
11:15	0	103	32	29	2	0	14	1	0	0	2	0	0	0	183	
11:30															0	
11:45	0	123	35	33	0	4	7	4	0	1	1	0	0	0	208	
12:00															0	
12:15	0	107	41	27	1	2	9	1	0	0	2	0	0	0	190	
12:30															0	
12:45	0	104	35	24	3	2	12	3	0	1	3	0	0	0	187	
13:00															0	
13:15	0	107	49	21	3	0	26	4	0	0	5	0	0	0	215	
13:30															0	
13:45	0	88	35	29	2	3	11	2	0	0	1	0	0	0	171	
15:00															0	
15:15	0	115	46	21	3	3	10	1	0	0	2	0	0	0	201	
15:30															0	
15:45	1	139	47	34	2	3	9	2	0	0	0	0	0	0	237	
16:00															0	
16:15	0	127	42	26	3	3	7	9	0	0	1	0	0	0	218	
16:30															0	
16:45	0	115	44	24	4	2	2	0	0	1	3	0	0	0	195	
17:00															0	
17:15	0	149	45	22	3	0	8	1	0	1	2	0	0	0	231	
17:30															0	
17:45	0	134	33	30	3	0	10	1	0	0	2	0	0	0	213	
18:00															0	
18:15	0	138	42	24	5	0	4	1	0	1	3	0	0	0	218	
18:30															0	
18:45	0	151	39	18	3	0	2	1	0	0	3	0	0	0	217	

SOUTHERN BROOKLYN TRANSPORTATION STUDY CLASSIFICATION COUNT

Location: **C25 - Fort Hamilton Pkwy North of 39th Street**
 Direction: **Southbound**
 Day/Date: **Tuesday, 11/26/02**






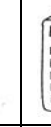







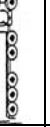

Time Begin	15 Classification Categories															TOTAL	
	1	2	3	4	5	6	7	8	9	10	11	12	13	14	15		
																	
	Motorcycles	Passenger Cars	SUV	2 Axle, 4 TIRE Pickups	Buses	Mini-Buses Pass. Vans	2 Axle, 6 TIRE Single Unites	3 Axle Single Unites	4 or More Axle Single Unites	4 or Less Axle Single Trailers	5 Axle Single Trailers	6 or More Axle Single Trailers	5 or Less Axle Multi-Trailers	6 Axle Multi-Trailers	7 or More Axle Multi-Trailers		
6:00-7:00	Volumes	1	133	50	10	8	1	15	6	0	0	10	0	0	0	0	234
	%	0.4%	56.8%	21.4%	4.3%	3.4%	0.4%	6.4%	2.6%	0.0%	0.0%	4.3%	0.0%	0.0%	0.0%	0.0%	100%
7:00-8:00	Volumes	0	231	44	27	10	10	15	3	0	0	9	0	0	0	0	349
	%	0.0%	66.2%	12.6%	7.7%	2.9%	2.9%	4.3%	0.9%	0.0%	0.0%	2.6%	0.0%	0.0%	0.0%	0.0%	100%
8:00-9:00	Volumes	0	239	45	34	7	6	20	3	1	0	12	0	0	0	0	367
	%	0.0%	65.1%	12.3%	9.3%	1.9%	1.6%	5.4%	0.8%	0.3%	0.0%	3.3%	0.0%	0.0%	0.0%	0.0%	100%
9:00-10:00	Volumes	0	166	53	41	9	7	29	0	0	0	8	0	0	0	0	313
	%	0.0%	53.0%	16.9%	13.1%	2.9%	2.2%	9.3%	0.0%	0.0%	0.0%	2.6%	0.0%	0.0%	0.0%	0.0%	100%
11:00-12:00	Volumes	0	226	67	62	2	4	21	5	0	1	3	0	0	0	0	391
	%	0.0%	57.8%	17.1%	15.9%	0.5%	1.0%	5.4%	1.3%	0.0%	0.3%	0.8%	0.0%	0.0%	0.0%	0.0%	100%
12:00-13:00	Volumes	0	211	76	51	4	4	21	4	0	1	5	0	0	0	0	377
	%	0.0%	56.0%	20.2%	13.5%	1.1%	1.1%	5.6%	1.1%	0.0%	0.3%	1.3%	0.0%	0.0%	0.0%	0.0%	100%
13:00-14:00	Volumes	0	195	84	50	5	3	37	6	0	0	6	0	0	0	0	386
	%	0.0%	50.5%	21.8%	13.0%	1.3%	0.8%	9.6%	1.6%	0.0%	0.0%	1.6%	0.0%	0.0%	0.0%	0.0%	100%
15:00-16:00	Volumes	1	254	93	55	5	6	19	3	0	0	2	0	0	0	0	438
	%	0.2%	58.0%	21.2%	12.6%	1.1%	1.4%	4.3%	0.7%	0.0%	0.0%	0.5%	0.0%	0.0%	0.0%	0.0%	100%
16:00-17:00	Volumes	0	242	86	50	7	5	9	9	0	1	4	0	0	0	0	413
	%	0.0%	58.6%	20.8%	12.1%	1.7%	1.2%	2.2%	2.2%	0.0%	0.2%	1.0%	0.0%	0.0%	0.0%	0.0%	100%
17:00-18:00	Volumes	0	283	78	52	6	0	18	2	0	1	4	0	0	0	0	444
	%	0.0%	63.7%	17.6%	11.7%	1.4%	0.0%	4.1%	0.5%	0.0%	0.2%	0.9%	0.0%	0.0%	0.0%	0.0%	100%
18:00-19:00	Volumes	0	289	81	42	8	0	6	2	0	1	6	0	0	0	0	435
	%	0.0%	66.4%	18.6%	9.7%	1.8%	0.0%	1.4%	0.5%	0.0%	0.2%	1.4%	0.0%	0.0%	0.0%	0.0%	100%

SOUTHERN BROOKLYN TRANSPORTATION STUDY CLASSIFICATION COUNT

Location: **C26 - Surf Avenue West of Ocean Pkwy**












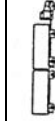



Direction: **Eastbound**

Day/Date: **Thursday, 11/20/02**

Time Begin	15 Classification Categories															TOTAL
	1	2	3	4	5	6	7	8	9	10	11	12	13	14	15	
																
6:00	0	23	4	0	2	3	0	0	0	0	0	0	0	0	0	32
6:15																0
6:30	0	24	3	0	2	4	0	0	0	0	0	0	0	0	0	33
6:45																0
7:00	0	34	17	0	3	4	1	0	0	0	0	0	0	0	0	59
7:15																0
7:30	2	44	14	0	7	4	3	0	0	0	0	0	0	0	0	74
7:45																0
8:00	0	88	20	0	9	1	2	2	0	0	1	0	0	0	0	123
8:15																0
8:30	0	60	13	1	0	1	1	0	0	0	0	0	0	0	0	76
8:45																0
9:00	0	52	16	1	0	1	3	0	0	0	0	0	0	0	0	73
9:15																0
9:30	0	45	11	1	3	1	2	0	0	0	0	0	0	0	0	63
9:45																0
11:00	0	45	9	2	0	1	3	0	0	0	0	0	0	0	0	60
11:15																0
11:30	0	55	20	1	1	0	2	0	0	0	0	0	0	0	0	79
11:45																0
12:00	0	54	18	2	1	1	3	0	0	0	0	0	0	0	0	79
12:15																0
12:30	0	47	18	1	3	1	1	0	0	0	0	0	0	0	0	71
12:45																0
13:00	0	45	19	1	1	0	3	0	0	0	0	0	0	0	0	69
13:15																0
13:30	0	56	14	0	1	1	1	0	0	0	0	0	0	0	0	73
13:45																0
15:00	0	76	20	1	2	0	1	0	0	0	0	0	0	0	0	100
15:15																0
15:30	0	74	22	2	1	0	1	0	0	0	0	0	0	0	0	100
15:45																0
16:00	0	90	13	0	0	1	0	0	0	0	0	0	0	0	0	104
16:15																0
16:30	1	83	20	1	3	1	0	0	0	0	0	0	0	0	0	109
16:45																0
17:00	0	70	21	0	1	0	0	0	0	0	0	0	0	0	0	92
17:15																0
17:30	0	61	28	0	0	0	2	0	0	0	0	0	0	0	0	91
17:45																0
18:00	0	65	23	1	1	0	0	0	0	0	0	0	0	0	0	90
18:15																0
18:30	0	62	15	0	0	0	1	0	0	0	0	0	0	0	0	78
18:45																0










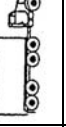
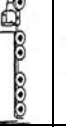

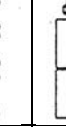
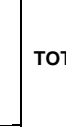

SOUTHERN BROOKLYN TRANSPORTATION STUDY CLASSIFICATION COUNT

Location: **C26 - Surf Avenue West of Ocean Pkwy**
 Direction: **Eastbound**
 Day/Date: **Thursday, 11/20/02**

Time Begin	15 Classification Categories															TOTAL	
	1	2	3	4	5	6	7	8	9	10	11	12	13	14	15		
																	
	Motorcycles	Passenger Cars	SUV	2 Axle, 4 TIRE Pickups	Buses	Mini-Buses Pass. Vans	2 Axle, 6 TIRE Single Unites	3 Axle Single Unites	4 or More Axle Single Unites	4 or Less Axle Single Trailers	5 Axle Single Trailers	6 or More Axle Single Trailers	5 or Less Axle Multi-Trailers	6 Axle Multi-Trailers	7 or More Axle Multi-Trailers		
6:00-7:00	Volumes	0	47	7	0	4	7	0	0	0	0	0	0	0	0	0	65
	%	0.0%	72.3%	10.8%	0.0%	6.2%	10.8%	0.0%	0.0%	0.0%	0.0%	0.0%	0.0%	0.0%	0.0%	0.0%	100%
7:00-8:00	Volumes	2	78	31	0	10	8	4	0	0	0	0	0	0	0	0	133
	%	1.5%	58.6%	23.3%	0.0%	7.5%	6.0%	3.0%	0.0%	0.0%	0.0%	0.0%	0.0%	0.0%	0.0%	0.0%	100%
8:00-9:00	Volumes	0	148	33	1	9	2	3	2	0	0	1	0	0	0	0	199
	%	0.0%	74.4%	16.6%	0.5%	4.5%	1.0%	1.5%	1.0%	0.0%	0.0%	0.5%	0.0%	0.0%	0.0%	0.0%	100%
9:00-10:00	Volumes	0	97	27	2	3	2	5	0	0	0	0	0	0	0	0	136
	%	0.0%	71.3%	19.9%	1.5%	2.2%	1.5%	3.7%	0.0%	0.0%	0.0%	0.0%	0.0%	0.0%	0.0%	0.0%	100%
11:00-12:00	Volumes	0	100	29	3	1	1	5	0	0	0	0	0	0	0	0	139
	%	0.0%	71.9%	20.9%	2.2%	0.7%	0.7%	3.6%	0.0%	0.0%	0.0%	0.0%	0.0%	0.0%	0.0%	0.0%	100%
12:00-13:00	Volumes	0	101	36	3	4	2	4	0	0	0	0	0	0	0	0	150
	%	0.0%	67.3%	24.0%	2.0%	2.7%	1.3%	2.7%	0.0%	0.0%	0.0%	0.0%	0.0%	0.0%	0.0%	0.0%	100%
13:00-14:00	Volumes	0	101	33	1	2	1	4	0	0	0	0	0	0	0	0	142
	%	0.0%	71.1%	23.2%	0.7%	1.4%	0.7%	2.8%	0.0%	0.0%	0.0%	0.0%	0.0%	0.0%	0.0%	0.0%	100%
15:00-16:00	Volumes	0	150	42	3	3	0	2	0	0	0	0	0	0	0	0	200
	%	0.0%	75.0%	21.0%	1.5%	1.5%	0.0%	1.0%	0.0%	0.0%	0.0%	0.0%	0.0%	0.0%	0.0%	0.0%	100%
16:00-17:00	Volumes	1	173	33	1	3	2	0	0	0	0	0	0	0	0	0	213
	%	0.5%	81.2%	15.5%	0.5%	1.4%	0.9%	0.0%	0.0%	0.0%	0.0%	0.0%	0.0%	0.0%	0.0%	0.0%	100%
17:00-18:00	Volumes	0	131	49	0	1	0	2	0	0	0	0	0	0	0	0	183
	%	0.0%	71.6%	26.8%	0.0%	0.5%	0.0%	1.1%	0.0%	0.0%	0.0%	0.0%	0.0%	0.0%	0.0%	0.0%	100%
18:00-19:00	Volumes	0	127	38	1	1	0	1	0	0	0	0	0	0	0	0	168
	%	0.0%	75.6%	22.6%	0.6%	0.6%	0.0%	0.6%	0.0%	0.0%	0.0%	0.0%	0.0%	0.0%	0.0%	0.0%	100%












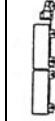



SOUTHERN BROOKLYN TRANSPORTATION STUDY CLASSIFICATION COUNT

Location: **C26 - Surf Avenue West of Ocean Pkwy**
 Direction: **Westbound**
 Day/Date: **Thursday, 11/20/02**

Time Begin	15 Classification Categories															TOTAL
	1	2	3	4	5	6	7	8	9	10	11	12	13	14	15	
																
Motorcycles	Passenger Cars	SUV	2 Axle, 4 TIRE Pickups	Buses	Mini-Buses Pass. Vans	2 Axle, 6 TIRE Single Unites	3 Axle Single Unites	4 or More Axle Single Unites	4 or Less Axle Single Trailers	5 Axle Single Trailers	6 or More Axle Single Trailers	5 or Less Axle Multi-Trailers	6 Axle Multi-Trailers	7 or More Axle Multi-Trailers		
6:00															0	
6:15	0	12	6	0	0	0	0	0	0	0	0	0	0	0	18	
6:30															0	
6:45	0	17	8	0	0	0	0	0	0	0	0	0	0	0	25	
7:00															0	
7:15	0	25	2	0	2	2	0	0	0	0	0	0	0	0	31	
7:30															0	
7:45	0	40	6	5	2	0	0	0	0	0	0	0	0	0	53	
8:00															0	
8:15	1	29	19	1	2	0	0	0	0	0	0	0	0	0	52	
8:30															0	
8:45	0	38	8	0	0	3	0	0	0	0	0	0	0	0	49	
9:00															0	
9:15	0	34	6	0	0	1	1	0	0	0	0	0	0	0	42	
9:30															0	
9:45	0	31	10	1	0	0	0	0	0	0	0	0	0	0	42	
11:00															0	
11:15	0	32	6	1	0	0	4	0	0	0	0	0	0	0	43	
11:30															0	
11:45	0	36	10	0	0	1	0	0	0	0	0	0	0	0	47	
12:00															0	
12:15	0	26	9	0	0	0	0	0	0	0	0	0	0	0	35	
12:30															0	
12:45	0	31	10	0	0	0	0	0	0	0	0	0	0	0	41	
13:00															0	
13:15	0	44	5	1	2	0	1	0	0	0	0	1	0	0	54	
13:30															0	
13:45	0	27	3	0	2	0	3	0	0	0	0	0	0	0	35	
15:00															0	
15:15	1	37	8	1	2	2	1	0	0	0	0	0	0	0	52	
15:30															0	
15:45	0	50	14	4	2	3	0	0	0	0	0	0	0	0	73	
16:00															0	
16:15	0	46	15	0	2	9	1	0	0	0	0	0	0	0	73	
16:30															0	
16:45	0	57	15	0	2	8	1	0	0	0	0	0	0	0	83	
17:00															0	
17:15	0	59	9	0	4	3	2	0	0	0	0	0	0	0	77	
17:30															0	
17:45	0	35	8	1	1	6	1	0	0	0	0	0	0	0	52	
18:00															0	
18:15	0	38	9	0	0	0	0	0	0	0	0	0	0	0	47	
18:30															0	
18:45	0	36	8	0	0	0	0	0	0	0	0	0	0	0	44	

SOUTHERN BROOKLYN TRANSPORTATION STUDY CLASSIFICATION COUNT

Location: **C26 - Surf Avenue West of Ocean Pkwy**
 Direction: **Westbound**
 Day/Date: **Thursday, 11/20/02**










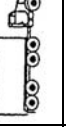
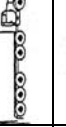

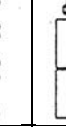
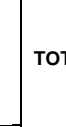

Time Begin	15 Classification Categories															TOTAL	
	1	2	3	4	5	6	7	8	9	10	11	12	13	14	15		
																	
Motorcycles	Passenger Cars	SUV	2 Axle, 4 TIRE Pickups	Buses	Mini-Buses Pass. Vans	2 Axle, 6 TIRE Single Unites	3 Axle Single Unites	4 or More Axle Single Unites	4 or Less Axle Single Trailers	5 Axle Single Trailers	6 or More Axle Single Trailers	5 or Less Axle Multi-Trailers	6 Axle Multi-Trailers	7 or More Axle Multi-Trailers			
6:00-7:00	Volumes	0	29	14	0	0	0	0	0	0	0	0	0	0	0	0	43
	%	0.0%	67.4%	32.6%	0.0%	0.0%	0.0%	0.0%	0.0%	0.0%	0.0%	0.0%	0.0%	0.0%	0.0%	0.0%	100%
7:00-8:00	Volumes	0	65	8	5	4	2	0	0	0	0	0	0	0	0	0	84
	%	0.0%	77.4%	9.5%	6.0%	4.8%	2.4%	0.0%	0.0%	0.0%	0.0%	0.0%	0.0%	0.0%	0.0%	0.0%	100%
8:00-9:00	Volumes	1	67	27	1	2	3	0	0	0	0	0	0	0	0	0	101
	%	1.0%	66.3%	26.7%	1.0%	2.0%	3.0%	0.0%	0.0%	0.0%	0.0%	0.0%	0.0%	0.0%	0.0%	0.0%	100%
9:00-10:00	Volumes	0	65	16	1	0	1	1	0	0	0	0	0	0	0	0	84
	%	0.0%	77.4%	19.0%	1.2%	0.0%	1.2%	1.2%	0.0%	0.0%	0.0%	0.0%	0.0%	0.0%	0.0%	0.0%	100%
11:00-12:00	Volumes	0	68	16	1	0	1	4	0	0	0	0	0	0	0	0	90
	%	0.0%	75.6%	17.8%	1.1%	0.0%	1.1%	4.4%	0.0%	0.0%	0.0%	0.0%	0.0%	0.0%	0.0%	0.0%	100%
12:00-13:00	Volumes	0	57	19	0	0	0	0	0	0	0	0	0	0	0	0	76
	%	0.0%	75.0%	25.0%	0.0%	0.0%	0.0%	0.0%	0.0%	0.0%	0.0%	0.0%	0.0%	0.0%	0.0%	0.0%	100%
13:00-14:00	Volumes	0	71	8	1	4	0	4	0	0	0	0	1	0	0	0	89
	%	0.0%	79.8%	9.0%	1.1%	4.5%	0.0%	4.5%	0.0%	0.0%	0.0%	0.0%	1.1%	0.0%	0.0%	0.0%	100%
15:00-16:00	Volumes	1	87	22	5	4	5	1	0	0	0	0	0	0	0	0	125
	%	0.8%	69.6%	17.6%	4.0%	3.2%	4.0%	0.8%	0.0%	0.0%	0.0%	0.0%	0.0%	0.0%	0.0%	0.0%	100%
16:00-17:00	Volumes	0	103	30	0	4	17	2	0	0	0	0	0	0	0	0	156
	%	0.0%	66.0%	19.2%	0.0%	2.6%	10.9%	1.3%	0.0%	0.0%	0.0%	0.0%	0.0%	0.0%	0.0%	0.0%	100%
17:00-18:00	Volumes	0	94	17	1	5	9	3	0	0	0	0	0	0	0	0	129
	%	0.0%	72.9%	13.2%	0.8%	3.9%	7.0%	2.3%	0.0%	0.0%	0.0%	0.0%	0.0%	0.0%	0.0%	0.0%	100%
18:00-19:00	Volumes	0	74	17	0	0	0	0	0	0	0	0	0	0	0	0	91
	%	0.0%	81.3%	18.7%	0.0%	0.0%	0.0%	0.0%	0.0%	0.0%	0.0%	0.0%	0.0%	0.0%	0.0%	0.0%	100%

SOUTHERN BROOKLYN TRANSPORTATION STUDY CLASSIFICATION COUNT

Location: **C28 - 65th Street East of 10th Avenue**












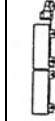



Direction: **Eastbound**

Day/Date: **Thursday, 11/20/02**

Time Begin	15 Classification Categories															TOTAL
	1	2	3	4	5	6	7	8	9	10	11	12	13	14	15	
																
Motorcycles	Passenger Cars	SUV	2 Axle, 4 TIRE Pickups	Buses	Mini-Buses Pass. Vans	2 Axle, 6 TIRE Single Unites	3 Axle Single Unites	4 or More Axle Single Unites	4 or Less Axle Single Trailers	5 Axle Single Trailers	6 or More Axle Single Trailers	5 or Less Axle Multi-Trailers	6 Axle Multi-Trailers	7 or More Axle Multi-Trailers		
6:00	0	81	11	4	1	6	4	0	0	3	0	0	0	0	0	110
6:15																0
6:30	0	85	14	2	3	1	3	0	0	0	0	0	0	0	0	108
6:45																0
7:00	0	108	24	3	4	1	0	0	0	0	0	0	0	0	0	140
7:15																0
7:30	0	129	12	1	2	2	2	1	0	0	0	0	0	0	0	149
7:45																0
8:00	0	144	14	7	2	1	1	0	0	0	0	0	0	0	0	169
8:15																0
8:30	0	172	16	10	1	2	0	0	0	0	0	0	0	0	0	201
8:45																0
9:00	0	188	9	4	2	2	7	0	0	1	0	0	0	0	0	213
9:15																0
9:30	0	214	12	2	2	1	7	0	0	3	0	0	0	0	0	241
9:45																0
11:00	0	217	12	1	2	2	2	0	0	2	0	0	0	0	0	238
11:15																0
11:30	0	225	10	1	2	1	4	0	0	3	0	0	0	0	0	246
11:45																0
12:00	0	168	11	0	1	0	6	0	0	1	0	0	0	0	0	187
12:15																0
12:30	0	102	9	0	0	0	16	0	0	1	0	0	0	0	0	128
12:45																0
13:00	0	173	14	0	0	0	18	0	0	2	0	0	0	0	0	207
13:15																0
13:30	0	108	11	0	3	0	15	0	0	2	0	0	0	0	0	139
13:45																0
15:00	0	149	11	1	2	4	12	0	0	2	0	0	0	0	0	181
15:15																0
15:30	0	101	16	1	1	5	13	0	0	2	0	0	0	0	0	139
15:45																0
16:00	1	148	14	3	2	4	11	0	0	2	0	0	0	0	0	185
16:15																0
16:30	1	192	18	5	0	3	12	0	0	4	0	0	0	0	0	235
16:45																0
17:00	0	189	15	3	0	0	7	2	0	0	0	0	0	0	0	216
17:15																0
17:30	1	173	11	2	0	0	7	0	0	0	0	0	0	0	0	194
17:45																0
18:00	0	230	16	1	1	0	2	0	0	0	0	0	0	0	0	250
18:15																0
18:30	0	175	16	0	0	0	1	0	0	0	0	0	0	0	0	192
18:45																0










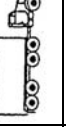
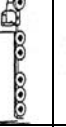

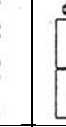
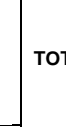

SOUTHERN BROOKLYN TRANSPORTATION STUDY CLASSIFICATION COUNT

Location: **C28 - 65th Street East of 10th Avenue**
 Direction: **Eastbound**
 Day/Date: **Thursday, 11/20/02**

Time Begin	15 Classification Categories															TOTAL	
	1	2	3	4	5	6	7	8	9	10	11	12	13	14	15		
																	
	Motorcycles	Passenger Cars	SUV	2 Axle, 4 TIRE Pickups	Buses	Mini-Buses Pass. Vans	2 Axle, 6 TIRE Single Unites	3 Axle Single Unites	4 or More Axle Single Unites	4 or Less Axle Single Trailers	5 Axle Single Trailers	6 or More Axle Single Trailers	5 or Less Axle Multi-Trailers	6 Axle Multi-Trailers	7 or More Axle Multi-Trailers		
6:00-7:00	Volumes	0	166	25	6	4	7	7	0	0	3	0	0	0	0	0	218
	%	0.0%	76.1%	11.5%	2.8%	1.8%	3.2%	3.2%	0.0%	0.0%	1.4%	0.0%	0.0%	0.0%	0.0%	0.0%	100%
7:00-8:00	Volumes	0	237	36	4	6	3	2	1	0	0	0	0	0	0	0	289
	%	0.0%	82.0%	12.5%	1.4%	2.1%	1.0%	0.7%	0.3%	0.0%	0.0%	0.0%	0.0%	0.0%	0.0%	0.0%	100%
8:00-9:00	Volumes	0	316	30	17	3	3	1	0	0	0	0	0	0	0	0	370
	%	0.0%	85.4%	8.1%	4.6%	0.8%	0.8%	0.3%	0.0%	0.0%	0.0%	0.0%	0.0%	0.0%	0.0%	0.0%	100%
9:00-10:00	Volumes	0	402	21	6	4	3	14	0	0	4	0	0	0	0	0	454
	%	0.0%	88.5%	4.6%	1.3%	0.9%	0.7%	3.1%	0.0%	0.0%	0.9%	0.0%	0.0%	0.0%	0.0%	0.0%	100%
11:00-12:00	Volumes	0	442	22	2	4	3	6	0	0	5	0	0	0	0	0	484
	%	0.0%	91.3%	4.5%	0.4%	0.8%	0.6%	1.2%	0.0%	0.0%	1.0%	0.0%	0.0%	0.0%	0.0%	0.0%	100%
12:00-13:00	Volumes	0	270	20	0	1	0	22	0	0	2	0	0	0	0	0	315
	%	0.0%	85.7%	6.3%	0.0%	0.3%	0.0%	7.0%	0.0%	0.0%	0.6%	0.0%	0.0%	0.0%	0.0%	0.0%	100%
13:00-14:00	Volumes	0	281	25	0	3	0	33	0	0	4	0	0	0	0	0	346
	%	0.0%	81.2%	7.2%	0.0%	0.9%	0.0%	9.5%	0.0%	0.0%	1.2%	0.0%	0.0%	0.0%	0.0%	0.0%	100%
15:00-16:00	Volumes	0	250	27	2	3	9	25	0	0	4	0	0	0	0	0	320
	%	0.0%	78.1%	8.4%	0.6%	0.9%	2.8%	7.8%	0.0%	0.0%	1.3%	0.0%	0.0%	0.0%	0.0%	0.0%	100%
16:00-17:00	Volumes	2	340	32	8	2	7	23	0	0	6	0	0	0	0	0	420
	%	0.5%	81.0%	7.6%	1.9%	0.5%	1.7%	5.5%	0.0%	0.0%	1.4%	0.0%	0.0%	0.0%	0.0%	0.0%	100%
17:00-18:00	Volumes	1	362	26	5	0	0	14	2	0	0	0	0	0	0	0	410
	%	0.2%	88.3%	6.3%	1.2%	0.0%	0.0%	3.4%	0.5%	0.0%	0.0%	0.0%	0.0%	0.0%	0.0%	0.0%	100%
18:00-19:00	Volumes	0	405	32	1	1	0	3	0	0	0	0	0	0	0	0	442
	%	0.0%	91.6%	7.2%	0.2%	0.2%	0.0%	0.7%	0.0%	0.0%	0.0%	0.0%	0.0%	0.0%	0.0%	0.0%	100%












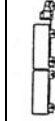



SOUTHERN BROOKLYN TRANSPORTATION STUDY CLASSIFICATION COUNT

Location: **C28 - 65th Street East of 10th Avenue**
 Direction: **Westbound**
 Day/Date: **Thursday, 11/20/02**

Time Begin	15 Classification Categories															TOTAL
	1	2	3	4	5	6	7	8	9	10	11	12	13	14	15	
																
Motorcycles	Passenger Cars	SUV	2 Axle, 4 TIRE Pickups	Buses	Mini-Buses Pass. Vans	2 Axle, 6 TIRE Single Unites	3 Axle Single Unites	4 or More Axle Single Unites	4 or Less Axle Single Trailers	5 Axle Single Trailers	6 or More Axle Single Trailers	5 or Less Axle Multi-Trailers	6 Axle Multi-Trailers	7 or More Axle Multi-Trailers		
6:00															0	
6:15	0	120	8	2	1	2	10	2	0	2	0	0	0	0	147	
6:30															0	
6:45	0	130	12	4	3	1	9	0	0	1	0	0	0	0	160	
7:00															0	
7:15	0	129	16	3	1	1	18	2	0	2	0	0	0	0	172	
7:30															0	
7:45	0	127	12	1	1	1	10	0	0	2	0	0	0	0	154	
8:00															0	
8:15	0	158	15	9	2	1	4	0	0	0	0	0	0	0	189	
8:30															0	
8:45	0	206	10	4	2	1	8	0	0	2	0	0	0	0	233	
9:00															0	
9:15	0	212	11	2	2	2	7	0	0	3	0	0	0	0	239	
9:30															0	
9:45	0	221	10	1	2	2	8	0	0	2	0	0	0	0	246	
11:00															0	
11:15	0	218	8	2	1	2	4	0	0	3	0	0	0	0	238	
11:30															0	
11:45	0	180	9	1	1	0	6	0	0	1	0	0	0	0	198	
12:00															0	
12:15	0	146	14	0	0	0	14	0	0	2	0	0	0	0	176	
12:30															0	
12:45	0	140	11	1	0	0	16	0	0	2	0	0	0	0	170	
13:00															0	
13:15	0	134	10	4	0	2	15	0	0	2	0	0	0	0	167	
13:30															0	
13:45	0	112	11	4	0	0	14	0	0	2	0	0	0	0	143	
15:00															0	
15:15	0	170	14	1	1	0	7	0	0	2	0	0	0	0	195	
15:30															0	
15:45	0	133	12	0	0	0	13	0	0	0	0	0	0	0	158	
16:00															0	
16:15	0	183	10	1	1	1	4	0	0	0	0	0	0	0	200	
16:30															0	
16:45	1	247	58	1	1	0	5	0	0	0	0	0	0	0	313	
17:00															0	
17:15	0	264	52	0	0	0	10	0	0	0	0	0	0	0	326	
17:30															0	
17:45	1	238	48	2	0	0	18	0	0	0	0	0	0	0	307	
18:00															0	
18:15	0	203	26	10	0	0	5	0	0	0	0	0	0	0	244	
18:30															0	
18:45	0	170	22	0	0	0	1	0	0	0	0	0	0	0	193	

SOUTHERN BROOKLYN TRANSPORTATION STUDY CLASSIFICATION COUNT

Location: **C28 - 65th Street East of 10th Avenue**
 Direction: **Westbound**
 Day/Date: **Thursday, 11/20/02**










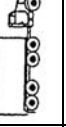
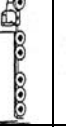

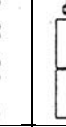
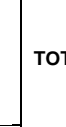

Time Begin	15 Classification Categories															TOTAL	
	1	2	3	4	5	6	7	8	9	10	11	12	13	14	15		
																	
	Motorcycles	Passenger Cars	SUV	2 Axle, 4 TIRE Pickups	Buses	Mini-Buses Pass. Vans	2 Axle, 6 TIRE Single Unites	3 Axle Single Unites	4 or More Axle Single Unites	4 or Less Axle Single Trailers	5 Axle Single Trailers	6 or More Axle Single Trailers	5 or Less Axle Multi-Trailers	6 Axle Multi-Trailers	7 or More Axle Multi-Trailers		
6:00-7:00	Volumes	0	250	20	6	4	3	19	2	0	3	0	0	0	0	0	307
	%	0.0%	81.4%	6.5%	2.0%	1.3%	1.0%	6.2%	0.7%	0.0%	1.0%	0.0%	0.0%	0.0%	0.0%	0.0%	100%
7:00-8:00	Volumes	0	256	28	4	2	2	28	2	0	4	0	0	0	0	0	326
	%	0.0%	78.5%	8.6%	1.2%	0.6%	0.6%	8.6%	0.6%	0.0%	1.2%	0.0%	0.0%	0.0%	0.0%	0.0%	100%
8:00-9:00	Volumes	0	364	25	13	4	2	12	0	0	2	0	0	0	0	0	422
	%	0.0%	86.3%	5.9%	3.1%	0.9%	0.5%	2.8%	0.0%	0.0%	0.5%	0.0%	0.0%	0.0%	0.0%	0.0%	100%
9:00-10:00	Volumes	0	433	21	3	4	4	15	0	0	5	0	0	0	0	0	485
	%	0.0%	89.3%	4.3%	0.6%	0.8%	0.8%	3.1%	0.0%	0.0%	1.0%	0.0%	0.0%	0.0%	0.0%	0.0%	100%
11:00-12:00	Volumes	0	398	17	3	2	2	10	0	0	4	0	0	0	0	0	436
	%	0.0%	91.3%	3.9%	0.7%	0.5%	0.5%	2.3%	0.0%	0.0%	0.9%	0.0%	0.0%	0.0%	0.0%	0.0%	100%
12:00-13:00	Volumes	0	286	25	1	0	0	30	0	0	4	0	0	0	0	0	346
	%	0.0%	82.7%	7.2%	0.3%	0.0%	0.0%	8.7%	0.0%	0.0%	1.2%	0.0%	0.0%	0.0%	0.0%	0.0%	100%
13:00-14:00	Volumes	0	246	21	8	0	2	29	0	0	4	0	0	0	0	0	310
	%	0.0%	79.4%	6.8%	2.6%	0.0%	0.6%	9.4%	0.0%	0.0%	1.3%	0.0%	0.0%	0.0%	0.0%	0.0%	100%
15:00-16:00	Volumes	0	303	26	1	1	0	20	0	0	2	0	0	0	0	0	353
	%	0.0%	85.8%	7.4%	0.3%	0.3%	0.0%	5.7%	0.0%	0.0%	0.6%	0.0%	0.0%	0.0%	0.0%	0.0%	100%
16:00-17:00	Volumes	1	430	68	2	2	1	9	0	0	0	0	0	0	0	0	513
	%	0.2%	83.8%	13.3%	0.4%	0.4%	0.2%	1.8%	0.0%	0.0%	0.0%	0.0%	0.0%	0.0%	0.0%	0.0%	100%
17:00-18:00	Volumes	1	502	100	2	0	0	28	0	0	0	0	0	0	0	0	633
	%	0.2%	79.3%	15.8%	0.3%	0.0%	0.0%	4.4%	0.0%	0.0%	0.0%	0.0%	0.0%	0.0%	0.0%	0.0%	100%
18:00-19:00	Volumes	0	373	48	10	0	0	6	0	0	0	0	0	0	0	0	437
	%	0.0%	85.4%	11.0%	2.3%	0.0%	0.0%	1.4%	0.0%	0.0%	0.0%	0.0%	0.0%	0.0%	0.0%	0.0%	100%

SOUTHERN BROOKLYN TRANSPORTATION STUDY CLASSIFICATION COUNT

Location: **C29 - 86th Street East of 10th Avenue**












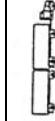



Direction: **Eastbound**

Day/Date: **Thursday, 11/20/02**

Time Begin	15 Classification Categories															TOTAL
	1	2	3	4	5	6	7	8	9	10	11	12	13	14	15	
																
Motorcycles	Passenger Cars	SUV	2 Axle, 4 TIRE Pickups	Buses	Mini-Buses Pass. Vans	2 Axle, 6 TIRE Single Unites	3 Axle Single Unites	4 or More Axle Single Unites	4 or Less Axle Single Trailers	5 Axle Single Trailers	6 or More Axle Single Trailers	5 or Less Axle Multi-Trailers	6 Axle Multi-Trailers	7 or More Axle Multi-Trailers		
6:00																0
6:15	0	36	11	5	1	0	2	0	0	0	1	0	0	0	0	56
6:30																0
6:45	0	77	19	0	2	4	10	2	2	0	1	0	0	0	0	117
7:00																0
7:15	0	142	31	4	4	6	15	2	0	0	1	0	0	0	0	205
7:30																0
7:45	0	174	29	2	6	4	17	4	0	0	2	1	0	0	0	239
8:00																0
8:15	0	185	26	4	4	1	18	2	1	1	1	0	0	0	0	243
8:30																0
8:45	0	154	21	2	0	4	11	2	0	1	1	0	0	0	0	196
9:00																0
9:15	0	141	24	4	2	1	19	5	3	3	2	1	0	0	0	205
9:30																0
9:45	0	130	23	7	2	1	22	1	1	0	2	0	0	0	0	189
11:00																0
11:15	1	138	23	2	1	1	12	3	2	1	2	0	0	0	0	186
11:30																0
11:45	0	139	28	1	2	0	10	2	1	1	2	1	0	0	0	187
12:00																0
12:15	0	157	21	2	2	1	17	5	0	0	1	0	0	0	0	206
12:30																0
12:45	0	164	20	4	3	0	15	4	2	0	1	1	0	0	0	214
13:00																0
13:15	0	165	12	2	2	0	11	7	2	0	1	0	0	0	0	202
13:30																0
13:45	0	146	15	3	2	1	16	3	2	0	3	1	0	0	0	192
15:00																0
15:15	0	199	24	5	5	0	9	2	0	1	0	0	0	0	0	245
15:30																0
15:45	0	207	29	4	4	1	8	0	0	0	2	0	0	0	0	255
16:00																0
16:15	0	242	30	6	2	3	11	1	1	1	0	0	0	0	0	297
16:30																0
16:45	0	208	33	5	5	1	7	1	0	0	0	0	0	0	0	260
17:00																0
17:15	0	225	16	2	6	1	10	2	1	0	3	0	0	0	0	266
17:30																0
17:45	0	229	24	4	5	2	5	1	0	0	0	0	0	0	0	270
18:00																0
18:15	0	233	23	4	1	6	0	0	0	1	0	0	0	0	0	268
18:30																0
18:45	1	249	34	8	9	1	3	0	0	0	0	0	0	0	0	305

SOUTHERN BROOKLYN TRANSPORTATION STUDY CLASSIFICATION COUNT

Location: **C29 - 86th Street East of 10th Avenue**
 Direction: **Eastbound**
 Day/Date: **Thursday, 11/20/02**






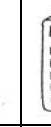







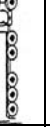

Time Begin	15 Classification Categories															TOTAL	
	1	2	3	4	5	6	7	8	9	10	11	12	13	14	15		
																	
	Motorcycles	Passenger Cars	SUV	2 Axle, 4 TIRE Pickups	Buses	Mini-Buses Pass. Vans	2 Axle, 6 TIRE Single Unites	3 Axle Single Unites	4 or More Axle Single Unites	4 or Less Axle Single Trailers	5 Axle Single Trailers	6 or More Axle Single Trailers	5 or Less Axle Multi-Trailers	6 Axle Multi-Trailers	7 or More Axle Multi-Trailers		
6:00-7:00	Volumes	0	113	30	5	3	4	12	2	2	0	2	0	0	0	0	173
	%	0.0%	65.3%	17.3%	2.9%	1.7%	2.3%	6.9%	1.2%	1.2%	0.0%	1.2%	0.0%	0.0%	0.0%	0.0%	100%
7:00-8:00	Volumes	0	316	60	6	10	10	32	6	0	0	3	1	0	0	0	444
	%	0.0%	71.2%	13.5%	1.4%	2.3%	2.3%	7.2%	1.4%	0.0%	0.0%	0.7%	0.2%	0.0%	0.0%	0.0%	100%
8:00-9:00	Volumes	0	339	47	6	4	5	29	4	1	2	2	0	0	0	0	439
	%	0.0%	77.2%	10.7%	1.4%	0.9%	1.1%	6.6%	0.9%	0.2%	0.5%	0.5%	0.0%	0.0%	0.0%	0.0%	100%
9:00-10:00	Volumes	0	271	47	11	4	2	41	6	4	3	4	1	0	0	0	394
	%	0.0%	68.8%	11.9%	2.8%	1.0%	0.5%	10.4%	1.5%	1.0%	0.8%	1.0%	0.3%	0.0%	0.0%	0.0%	100%
11:00-12:00	Volumes	1	277	51	3	3	1	22	5	3	2	4	1	0	0	0	373
	%	0.3%	74.3%	13.7%	0.8%	0.8%	0.3%	5.9%	1.3%	0.8%	0.5%	1.1%	0.3%	0.0%	0.0%	0.0%	100%
12:00-13:00	Volumes	0	321	41	6	5	1	32	9	2	0	2	1	0	0	0	420
	%	0.0%	76.4%	9.8%	1.4%	1.2%	0.2%	7.6%	2.1%	0.5%	0.0%	0.5%	0.2%	0.0%	0.0%	0.0%	100%
13:00-14:00	Volumes	0	311	27	5	4	1	27	10	4	0	4	1	0	0	0	394
	%	0.0%	78.9%	6.9%	1.3%	1.0%	0.3%	6.9%	2.5%	1.0%	0.0%	1.0%	0.3%	0.0%	0.0%	0.0%	100%
15:00-16:00	Volumes	0	406	53	9	9	1	17	2	0	1	2	0	0	0	0	500
	%	0.0%	81.2%	10.6%	1.8%	1.8%	0.2%	3.4%	0.4%	0.0%	0.2%	0.4%	0.0%	0.0%	0.0%	0.0%	100%
16:00-17:00	Volumes	0	450	63	11	7	4	18	2	1	1	0	0	0	0	0	557
	%	0.0%	80.8%	11.3%	2.0%	1.3%	0.7%	3.2%	0.4%	0.2%	0.2%	0.0%	0.0%	0.0%	0.0%	0.0%	100%
17:00-18:00	Volumes	0	454	40	6	11	3	15	3	1	0	3	0	0	0	0	536
	%	0.0%	84.7%	7.5%	1.1%	2.1%	0.6%	2.8%	0.6%	0.2%	0.0%	0.6%	0.0%	0.0%	0.0%	0.0%	100%
18:00-19:00	Volumes	1	482	57	12	10	7	3	0	0	1	0	0	0	0	0	573
	%	0.2%	84.1%	9.9%	2.1%	1.7%	1.2%	0.5%	0.0%	0.0%	0.2%	0.0%	0.0%	0.0%	0.0%	0.0%	100%

SOUTHERN BROOKLYN TRANSPORTATION STUDY CLASSIFICATION COUNT

Location: **C29 - 86th Street East of 10th Avenue**












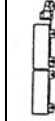



Direction: **Westbound**

Day/Date: **Thursday, 11/20/02**

Time Begin	15 Classification Categories															TOTAL
	1	2	3	4	5	6	7	8	9	10	11	12	13	14	15	
																
6:00	0	58	11	4	3	1	3	2	0	0	0	0	0	0	0	82
6:15																0
6:30	0	79	22	4	5	2	6	2	2	0	1	0	0	0	0	123
6:45																0
7:00	0	121	29	3	6	0	2	0	1	0	0	0	0	0	0	162
7:15																0
7:30	0	176	33	7	7	4	11	1	0	0	1	0	0	0	0	240
7:45																0
8:00	0	162	23	3	8	2	6	3	1	0	2	1	0	0	0	211
8:15																0
8:30	0	139	26	4	7	3	9	6	0	0	2	1	0	0	0	197
8:45																0
9:00	0	122	14	3	5	2	4	0	1	0	0	0	0	0	0	151
9:15																0
9:30	0	132	19	2	9	0	11	1	2	1	1	1	0	0	0	179
9:45																0
11:00	0	160	25	1	2	2	16	3	0	1	1	0	0	0	0	211
11:15																0
11:30	0	141	29	2	1	2	22	4	0	1	0	1	0	0	0	203
11:45																0
12:00	0	124	19	2	3	2	20	4	0	0	1	1	0	0	0	176
12:15																0
12:30	0	148	24	4	0	2	16	2	2	1	2	0	0	0	0	201
12:45																0
13:00	0	143	26	2	2	2	16	1	1	0	3	0	0	0	0	196
13:15																0
13:30	0	132	28	2	3	1	11	0	1	2	3	0	0	0	0	183
13:45																0
15:00	0	192	41	10	7	1	16	0	0	0	2	0	0	0	0	269
15:15																0
15:30	0	208	44	3	4	4	11	3	0	0	4	1	0	0	0	282
15:45																0
16:00	0	182	21	3	2	1	14	3	0	0	2	1	0	0	0	229
16:15																0
16:30	0	206	38	6	3	1	15	0	0	0	0	0	0	0	0	269
16:45																0
17:00	1	216	30	8	2	2	16	0	0	2	0	0	0	0	0	277
17:15																0
17:30	0	198	24	2	4	1	5	0	1	0	2	0	0	0	0	237
17:45																0
18:00	0	201	23	4	4	0	8	1	0	2	0	0	0	0	0	243
18:15																0
18:30	0	190	29	5	1	0	0	4	0	0	0	0	0	0	0	229
18:45																0

SOUTHERN BROOKLYN TRANSPORTATION STUDY CLASSIFICATION COUNT

Location: **C29 - 86th Street East of 10th Avenue**
 Direction: **Westbound**
 Day/Date: **Thursday, 11/20/02**






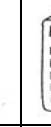







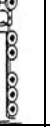

Time Begin	15 Classification Categories															TOTAL	
	1	2	3	4	5	6	7	8	9	10	11	12	13	14	15		
																	
	Motorcycles	Passenger Cars	SUV	2 Axle, 4 TIRE Pickups	Buses	Mini-Buses Pass. Vans	2 Axle, 6 TIRE Single Unites	3 Axle Single Unites	4 or More Axle Single Unites	4 or Less Axle Single Trailers	5 Axle Single Trailers	6 or More Axle Single Trailers	5 or Less Axle Multi-Trailers	6 Axle Multi-Trailers	7 or More Axle Multi-Trailers		
6:00-7:00	Volumes	0	137	33	8	8	3	9	4	2	0	1	0	0	0	0	205
	%	0.0%	66.8%	16.1%	3.9%	3.9%	1.5%	4.4%	2.0%	1.0%	0.0%	0.5%	0.0%	0.0%	0.0%	0.0%	100%
7:00-8:00	Volumes	0	297	62	10	13	4	13	1	1	0	1	0	0	0	0	402
	%	0.0%	73.9%	15.4%	2.5%	3.2%	1.0%	3.2%	0.2%	0.2%	0.0%	0.2%	0.0%	0.0%	0.0%	0.0%	100%
8:00-9:00	Volumes	0	301	49	7	15	5	15	9	1	0	4	2	0	0	0	408
	%	0.0%	73.8%	12.0%	1.7%	3.7%	1.2%	3.7%	2.2%	0.2%	0.0%	1.0%	0.5%	0.0%	0.0%	0.0%	100%
9:00-10:00	Volumes	0	254	33	5	14	2	15	1	3	1	1		0	0	0	329
	%	0.0%	77.2%	10.0%	1.5%	4.3%	0.6%	4.6%	0.3%	0.9%	0.3%	0.3%	0.0%	0.0%	0.0%	0.0%	100%
11:00-12:00	Volumes	0	301	54	3	3	4	38	7	0	2	1	1	0	0	0	414
	%	0.0%	72.7%	13.0%	0.7%	0.7%	1.0%	9.2%	1.7%	0.0%	0.5%	0.2%	0.2%	0.0%	0.0%	0.0%	100%
12:00-13:00	Volumes	0	272	43	6	3	4	36	6	2	1	3	1	0	0	0	377
	%	0.0%	72.1%	11.4%	1.6%	0.8%	1.1%	9.5%	1.6%	0.5%	0.3%	0.8%	0.3%	0.0%	0.0%	0.0%	100%
13:00-14:00	Volumes	0	275	54	4	5	3	27	1	2	2	6	0	0	0	0	379
	%	0.0%	72.6%	14.2%	1.1%	1.3%	0.8%	7.1%	0.3%	0.5%	0.5%	1.6%	0.0%	0.0%	0.0%	0.0%	100%
15:00-16:00	Volumes	0	400	85	13	11	5	27	3	0	0	6	1	0	0	0	551
	%	0.0%	72.6%	15.4%	2.4%	2.0%	0.9%	4.9%	0.5%	0.0%	0.0%	1.1%	0.2%	0.0%	0.0%	0.0%	100%
16:00-17:00	Volumes	0	388	59	9	5	2	29	3	0	0	2	1	0	0	0	498
	%	0.0%	77.9%	11.8%	1.8%	1.0%	0.4%	5.8%	0.6%	0.0%	0.0%	0.4%	0.2%	0.0%	0.0%	0.0%	100%
17:00-18:00	Volumes	1	414	54	10	6	3	21	0	1	2	2	0	0	0	0	514
	%	0.2%	80.5%	10.5%	1.9%	1.2%	0.6%	4.1%	0.0%	0.2%	0.4%	0.4%	0.0%	0.0%	0.0%	0.0%	100%
18:00-19:00	Volumes	0	391	52	9	5	0	8	5	0	2	0	0	0	0	0	472
	%	0.0%	82.8%	11.0%	1.9%	1.1%	0.0%	1.7%	1.1%	0.0%	0.4%	0.0%	0.0%	0.0%	0.0%	0.0%	100%

SOUTHERN BROOKLYN TRANSPORTATION STUDY CLASSIFICATION COUNT

Location: **C30 - Linden Blvd West of Fountain Avenue**

Direction: **Eastbound**

Day/Date: **Tuesday, 11/26/02**












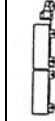



Time Begin	15 Classification Categories															TOTAL
	1	2	3	4	5	6	7	8	9	10	11	12	13	14	15	
																
Motorcycles	Passenger Cars	SUV	2 Axle, 4 TIRE Pickups	Buses	Mini-Buses Pass. Vans	2 Axle, 6 TIRE Single Unites	3 Axle Single Unites	4 or More Axle Single Unites	4 or Less Axle Single Trailers	5 Axle Single Trailers	6 or More Axle Single Trailers	5 or Less Axle Multi-Trailers	6 Axle Multi-Trailers	7 or More Axle Multi-Trailers		
6:00	0	102	29	1	5	7	5	4	2	0	3	0	0	0	158	
6:15															0	
6:30	0	104	25	4	5	2	20	3	2	1	8	0	0	0	174	
6:45															0	
7:00	0	139	38	5	5	7	25	8	1	0	3	1	0	0	232	
7:15															0	
7:30	0	156	70	0	10	2	31	3	0	1	6	0	0	0	279	
7:45															0	
8:00	0	151	39	0	8	3	21	5	0	0	2	0	0	0	229	
8:15															0	
8:30	0	178	75	2	5	4	37	9	0	0	7	1	0	0	318	
8:45															0	
9:00	0	174	81	1	4	0	47	8	0	0	7	2	0	0	324	
9:15															0	
9:30	0	135	75	0	3	0	25	5	1	0	8	2	0	0	254	
9:45															0	
11:00	0	152	58	0	2	4	38	7	0	0	8	1	0	0	270	
11:15															0	
11:30	0	167	49	0	4	2	33	5	2	2	8	0	0	0	272	
11:45															0	
12:00	0	186	54	2	1	2	28	6	2	0	9	0	0	0	290	
12:15															0	
12:30	0	175	84	0	3	4	32	8	0	0	7	0	0	0	313	
12:45															0	
13:00	0	197	73	1	4	5	34	8	1	1	9	2	0	0	335	
13:15															0	
13:30	0	184	67	0	3	2	37	7	0	0	7	0	0	0	307	
13:45															0	
15:00	0	227	54	0	5	4	31	9	0	0	7	0	0	0	337	
15:15															0	
15:30	0	254	93	0	1	4	16	5	1	0	1	0	0	0	375	
15:45															0	
16:00	0	291	85	2	10	1	30	8	1	1	2	0	0	0	431	
16:15															0	
16:30	0	297	63	1	1	2	25	2	0	0	5	0	0	0	396	
16:45															0	
17:00	0	303	91	0	1	1	23	4	1	0	5	0	0	0	429	
17:15															0	
17:30	0	353	68	0	1	1	26	1	0	0	6	0	0	0	456	
17:45															0	
18:00	0	344	44	0	1	1	19	0	0	0	3	0	0	0	412	
18:15															0	
18:30	0	305	59	0	4	1	13	1	0	1	2	0	0	0	386	
18:45															0	

SOUTHERN BROOKLYN TRANSPORTATION STUDY CLASSIFICATION COUNT

Location: **C30 - Linden Blvd West of Fountain Avenue**

Direction: **Eastbound**

Day/Date: **Tuesday, 11/26/02**










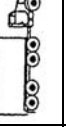
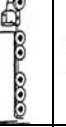

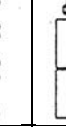
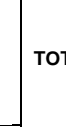

Time Begin	15 Classification Categories															TOTAL	
	1	2	3	4	5	6	7	8	9	10	11	12	13	14	15		
																	
6:00-7:00	Volumes	0	206	54	5	10	9	25	7	4	1	11	0	0	0	0	332
	%	0.0%	62.0%	16.3%	1.5%	3.0%	2.7%	7.5%	2.1%	1.2%	0.3%	3.3%	0.0%	0.0%	0.0%	0.0%	100%
7:00-8:00	Volumes	0	295	108	5	15	9	56	11	1	1	9	1	0	0	0	511
	%	0.0%	57.7%	21.1%	1.0%	2.9%	1.8%	11.0%	2.2%	0.2%	0.2%	1.8%	0.2%	0.0%	0.0%	0.0%	100%
8:00-9:00	Volumes	0	329	114	2	13	7	58	14	0	0	9	1	0	0	0	547
	%	0.0%	60.1%	20.8%	0.4%	2.4%	1.3%	10.6%	2.6%	0.0%	0.0%	1.6%	0.2%	0.0%	0.0%	0.0%	100%
9:00-10:00	Volumes	0	309	156	1	7	0	72	13	1	0	15	4	0	0	0	578
	%	0.0%	53.5%	27.0%	0.2%	1.2%	0.0%	12.5%	2.2%	0.2%	0.0%	2.6%	0.7%	0.0%	0.0%	0.0%	100%
11:00-12:00	Volumes	0	319	107	0	6	6	71	12	2	2	16	1	0	0	0	542
	%	0.0%	58.9%	19.7%	0.0%	1.1%	1.1%	13.1%	2.2%	0.4%	0.4%	3.0%	0.2%	0.0%	0.0%	0.0%	100%
12:00-13:00	Volumes	0	361	138	2	4	6	60	14	2	0	16	0	0	0	0	603
	%	0.0%	59.9%	22.9%	0.3%	0.7%	1.0%	10.0%	2.3%	0.3%	0.0%	2.7%	0.0%	0.0%	0.0%	0.0%	100%
13:00-14:00	Volumes	0	381	140	1	7	7	71	15	1	1	16	2	0	0	0	642
	%	0.0%	59.3%	21.8%	0.2%	1.1%	1.1%	11.1%	2.3%	0.2%	0.2%	2.5%	0.3%	0.0%	0.0%	0.0%	100%
15:00-16:00	Volumes	0	481	147	0	6	8	47	14	1	0	8	0	0	0	0	712
	%	0.0%	67.6%	20.6%	0.0%	0.8%	1.1%	6.6%	2.0%	0.1%	0.0%	1.1%	0.0%	0.0%	0.0%	0.0%	100%
16:00-17:00	Volumes	0	588	148	3	11	3	55	10	1	1	7	0	0	0	0	827
	%	0.0%	71.1%	17.9%	0.4%	1.3%	0.4%	6.7%	1.2%	0.1%	0.1%	0.8%	0.0%	0.0%	0.0%	0.0%	100%
17:00-18:00	Volumes	0	656	159	0	2	2	49	5	1	0	11	0	0	0	0	885
	%	0.0%	74.1%	18.0%	0.0%	0.2%	0.2%	5.5%	0.6%	0.1%	0.0%	1.2%	0.0%	0.0%	0.0%	0.0%	100%
18:00-19:00	Volumes	0	649	103	0	5	2	32	1	0	1	5	0	0	0	0	798
	%	0.0%	81.3%	12.9%	0.0%	0.6%	0.3%	4.0%	0.1%	0.0%	0.1%	0.6%	0.0%	0.0%	0.0%	0.0%	100%

SOUTHERN BROOKLYN TRANSPORTATION STUDY CLASSIFICATION COUNT

Location: **C30 - Linden Blvd West of Fountain Avenue**












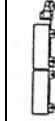



Direction: **Westbound**

Day/Date: **Tuesday, 11/26/02**

Time Begin	15 Classification Categories															TOTAL
	1	2	3	4	5	6	7	8	9	10	11	12	13	14	15	
																
Motorcycles	Passenger Cars	SUV	2 Axle, 4 TIRE Pickups	Buses	Mini-Buses Pass. Vans	2 Axle, 6 TIRE Single Unites	3 Axle Single Unites	4 or More Axle Single Unites	4 or Less Axle Single Trailers	5 Axle Single Trailers	6 or More Axle Single Trailers	5 or Less Axle Multi-Trailers	6 Axle Multi-Trailers	7 or More Axle Multi-Trailers		
6:00															0	
6:15	0	152	73	0	1	6	10	11	0	1	6	1	0	0	261	
6:30															0	
6:45	0	265	86	1	12	13	19	4	1	0	3	0	0	0	404	
7:00															0	
7:15	0	368	124	6	4	8	25	11	1	1	5	2	0	0	555	
7:30															0	
7:45	0	352	118	2	4	11	23	8	0	1	3	2	0	0	524	
8:00															0	
8:15	0	306	165	2	5	8	30	8	1	0	4	1	0	0	530	
8:30															0	
8:45	0	257	92	1	4	7	22	7	1	0	3	0	0	0	394	
9:00															0	
9:15	0	197	76	0	5	3	19	6	2	0	2	0	0	0	310	
9:30															0	
9:45	0	123	59	0	2	2	25	3	1	1	4	1	0	0	221	
11:00															0	
11:15	0	171	34	0	1	4	21	7	1	0	8	2	0	0	249	
11:30															0	
11:45	0	155	28	0	1	2	24	5	0	0	9	1	0	0	225	
12:00															0	
12:15	0	168	43	0	0	3	23	3	3	1	5	0	0	0	249	
12:30															0	
12:45	1	187	49	0	0	0	21	5	0	0	6	2	0	0	271	
13:00															0	
13:15	0	187	53	0	1	2	27	8	0	0	5	0	0	0	283	
13:30															0	
13:45	0	193	47	0	2	0	22	8	0	0	7	0	0	0	279	
15:00															0	
15:15	0	201	59	0	2	3	24	7	3	0	7	0	0	0	306	
15:30															0	
15:45	0	261	81	0	5	5	21	4	1	0	9	0	0	0	387	
16:00															0	
16:15	0	252	57	0	5	1	19	3	0	0	1	0	0	0	338	
16:30															0	
16:45	0	281	44	0	4	2	23	3	0	0	4	0	0	0	361	
17:00															0	
17:15	0	303	61	2	5	1	22	2	0	0	5	0	0	0	401	
17:30															0	
17:45	0	344	65	1	2	0	21	5	0	0	2	0	0	0	440	
18:00															0	
18:15	0	277	52	2	0	1	22	2	0	2	6	0	0	0	364	
18:30															0	
18:45	0	278	64	0	5	1	13	1	0	0	4	0	0	0	366	

SOUTHERN BROOKLYN TRANSPORTATION STUDY CLASSIFICATION COUNT

Location: **C30 - Linden Blvd West of Fountain Avenue**
 Direction: **Westbound**
 Day/Date: **Tuesday, 11/26/02**

Time Begin	15 Classification Categories															TOTAL	
	1	2	3	4	5	6	7	8	9	10	11	12	13	14	15		
																	
	Motorcycles	Passenger Cars	SUV	2 Axle, 4 TIRE Pickups	Buses	Mini-Buses Pass. Vans	2 Axle, 6 TIRE Single Unites	3 Axle Single Unites	4 or More Axle Single Unites	4 or Less Axle Single Trailers	5 Axle Single Trailers	6 or More Axle Single Trailers	5 or Less Axle Multi-Trailers	6 Axle Multi-Trailers	7 or More Axle Multi-Trailers		
6:00-7:00	Volumes	0	417	159	1	13	19	29	15	1	1	9	1	0	0	0	665
	%	0.0%	62.7%	23.9%	0.2%	2.0%	2.9%	4.4%	2.3%	0.2%	0.2%	1.4%	0.2%	0.0%	0.0%	0.0%	100%
7:00-8:00	Volumes	0	720	242	8	8	19	48	19	1	2	8	4	0	0	0	1079
	%	0.0%	66.7%	22.4%	0.7%	0.7%	1.8%	4.4%	1.8%	0.1%	0.2%	0.7%	0.4%	0.0%	0.0%	0.0%	100%
8:00-9:00	Volumes	0	563	257	3	9	15	52	15	2	0	7	1	0	0	0	924
	%	0.0%	60.9%	27.8%	0.3%	1.0%	1.6%	5.6%	1.6%	0.2%	0.0%	0.8%	0.1%	0.0%	0.0%	0.0%	100%
9:00-10:00	Volumes	0	320	135	0	7	5	44	9	3	1	6		0	0	0	530
	%	0.0%	60.4%	25.5%	0.0%	1.3%	0.9%	8.3%	1.7%	0.6%	0.2%	1.1%	0.0%	0.0%	0.0%	0.0%	100%
11:00-12:00	Volumes	0	326	62	0	2	6	45	12	1	0	17	3	0	0	0	474
	%	0.0%	68.8%	13.1%	0.0%	0.4%	1.3%	9.5%	2.5%	0.2%	0.0%	3.6%	0.6%	0.0%	0.0%	0.0%	100%
12:00-13:00	Volumes	1	355	92	0	0	3	44	8	3	1	11	2	0	0	0	520
	%	0.2%	68.3%	17.7%	0.0%	0.0%	0.6%	8.5%	1.5%	0.6%	0.2%	2.1%	0.4%	0.0%	0.0%	0.0%	100%
13:00-14:00	Volumes	0	380	100	0	3	2	49	16	0	0	12	0	0	0	0	562
	%	0.0%	67.6%	17.8%	0.0%	0.5%	0.4%	8.7%	2.8%	0.0%	0.0%	2.1%	0.0%	0.0%	0.0%	0.0%	100%
15:00-16:00	Volumes	0	462	140	0	7	8	45	11	4	0	16	0	0	0	0	693
	%	0.0%	66.7%	20.2%	0.0%	1.0%	1.2%	6.5%	1.6%	0.6%	0.0%	2.3%	0.0%	0.0%	0.0%	0.0%	100%
16:00-17:00	Volumes	0	533	101	0	9	3	42	6	0	0	5	0	0	0	0	699
	%	0.0%	76.3%	14.4%	0.0%	1.3%	0.4%	6.0%	0.9%	0.0%	0.0%	0.7%	0.0%	0.0%	0.0%	0.0%	100%
17:00-18:00	Volumes	0	647	126	3	7	1	43	7	0	0	7	0	0	0	0	841
	%	0.0%	76.9%	15.0%	0.4%	0.8%	0.1%	5.1%	0.8%	0.0%	0.0%	0.8%	0.0%	0.0%	0.0%	0.0%	100%
18:00-19:00	Volumes	0	555	116	2	5	2	35	3	0	2	10	0	0	0	0	730
	%	0.0%	76.0%	15.9%	0.3%	0.7%	0.3%	4.8%	0.4%	0.0%	0.3%	1.4%	0.0%	0.0%	0.0%	0.0%	100%