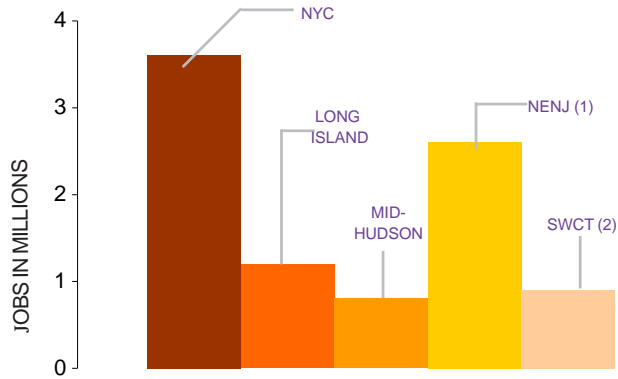
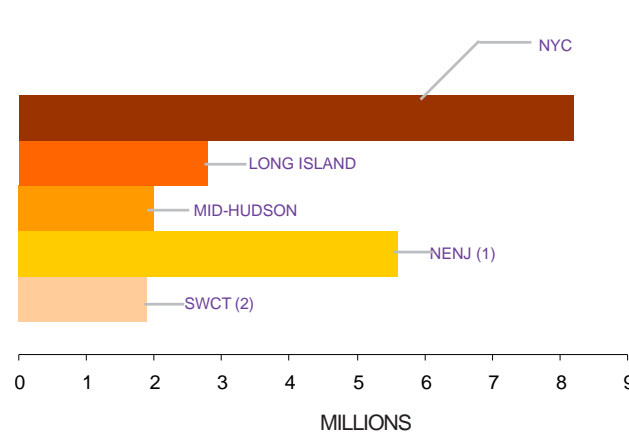


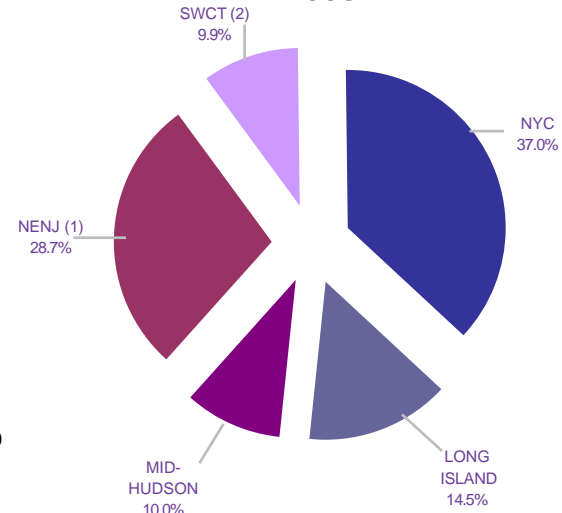
### Regional Non-Agricultural Wage & Salary Employment 2006



### Resident Population in Millions 2006

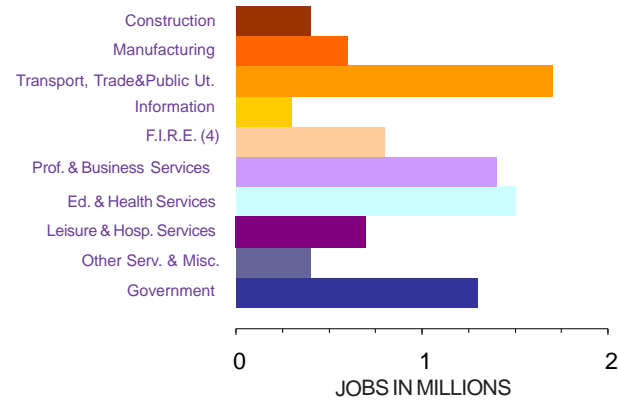


### Resident Civilian Labor Force Percent of the Region 2006

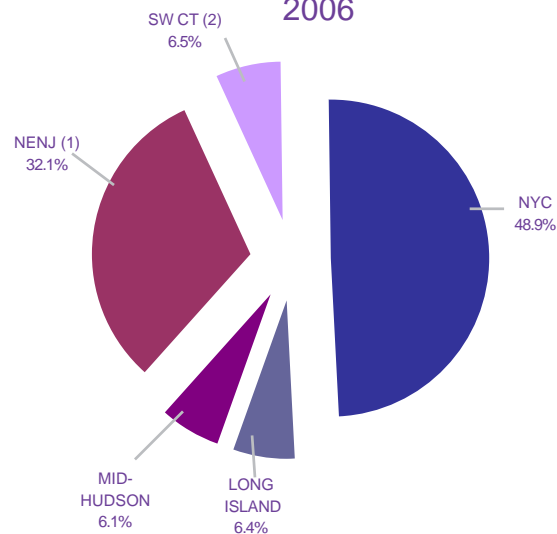


Note: Resident Civilian Labor Force comprises all civilians in the noninstitution population 16 years of age and over (classified as "employed" or "unemployed")

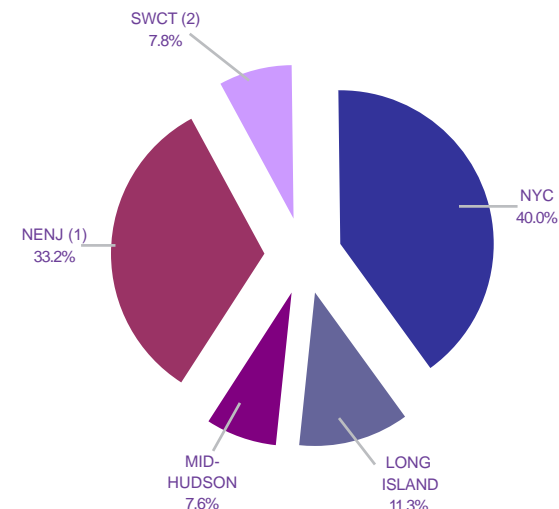
### Regional Employment by Category 2006



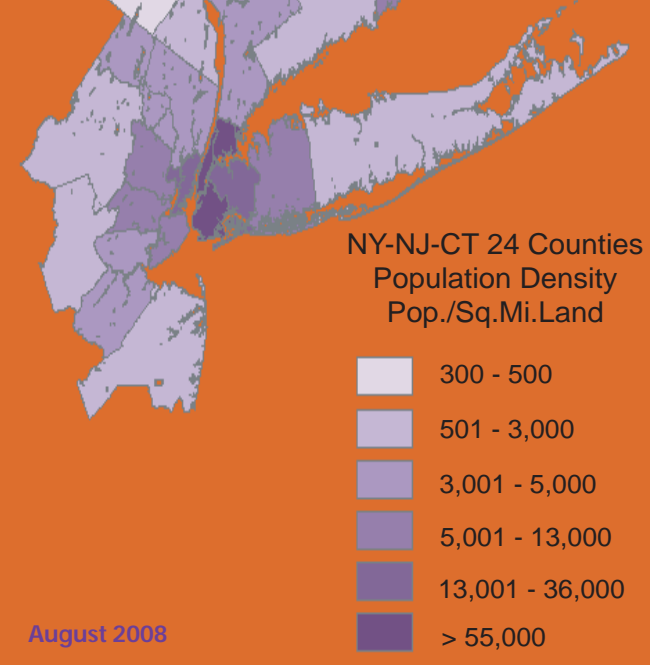
### Regional Housing Unit Permits Percent of the Region 2006



### Resident Unemployed Labor Force Percent of the Region 2006



## REGIONAL DEMOGRAPHICS At a Glance 2006



Presents key demographic information such as employment and unemployment, population, public school enrollment, and housing in the national and New York Metropolitan region.

[www.NYMTC.org](http://www.NYMTC.org)



(1) Northeastern New Jersey

(2) Southwestern Connecticut

(3) Information - Publishing Industries, Broadcasting, Information Services and Data Processing Services

(4) F.I.R.E. Finance, Insurance and Real Estate

# 2006

# Selected Regional Demographic Statistics

at a Glance	POPULATION		DENSITY		COVERED EMPLOYMENT											LABOR FORCE				EDUCATION	HOUSING
	2005	2006	Square Miles Land	Pop./ Sq.Mi. Land	Manu- facturing	Construc- tion & Natural Resources	Transport., Trade & Public Ut.	Infor- mation (3)	F.I.R.E. (4)	Professional & Business Services	Educational & Health Services	Leisure & Hospitality	Other Services & Misc.	Govern- ment	Total Wage & Salary Employment	Resident Civilian Labor Force	Employed Labor Force	Unem- ployed Labor Force	Unem- ployed Rate %	Public School Enrollment	Unit Permits
<b>New York State</b>	19,315,721	19,306,183	54,556.00	354	564,916	362,541	1,494,323	266,887	721,777	1,101,758	1,462,876	575,213	360,893	1,418,944	8,330,128	9,498,600	9,057,100	425,800	4.5	2,784,049	54,382
<b>United States</b>	296,507,061	299,398,484	3,787,403.00	79	14,155,000	8,375,000	26,276,000	3,038,000	8,328,000	17,566,000	17,826,000	13,110,000	5,438,000	21,974,000	136,086,000	151,428,000	144,427,000	7,001,000	4.6	n/a	1,838,903
<b>Bronx</b>	1,364,566	1,361,473	42.0	32,416	9,017	10,059	38,745	3,962	14,205	12,112	87,038	13,557	8,859	22,406	219,960	500,800	463,000	37,800	7.5	212,149	4,658
<b>Kings</b>	2,511,408	2,508,820	70.5	35,586	26,813	24,084	100,593	6,624	31,520	31,384	154,670	24,334	25,928	34,206	460,156	1,057,100	991,300	65,700	6.2	317,862	9,191
<b>New York</b>	1,606,275	1,611,581	28.4	56,746	38,632	32,390	246,035	132,891	371,799	474,021	287,519	206,804	96,068	447,352	2,333,511	891,400	846,600	44,900	5.0	153,283	8,790
<b>Queens</b>	2,256,576	2,255,175	109.4	20,614	29,091	43,797	134,032	8,529	31,341	34,659	114,450	35,149	26,017	34,934	491,999	1,076,400	1,020,100	56,300	5.2	263,083	7,252
<b>Richmond</b>	475,014	477,377	58.6	8,146	1,213	7,350	22,975	2,065	4,067	7,788	28,727	7,663	4,793	6,823	93,464	228,600	216,600	12,000	5.2	57,628	1,036
<b>New York City</b>	8,213,839	8,214,426	308.9	26,593	104,766	117,680	542,380	154,071	452,932	559,964	672,404	287,507	161,665	545,721	3,599,090	3,754,300	3,537,600	216,700	5.0	1,004,005	30,927
<b>Nassau</b>	1,333,137	1,325,662	286.8	4,622	25,855	30,797	132,604	15,141	47,389	77,127	118,368	49,895	30,540	87,504	615,220	689,900	661,800	28,000	4.1	211,771	1,452
<b>Suffolk</b>	1,474,927	1,469,715	911.2	1,613	59,025	42,175	136,439	13,626	30,164	81,121	84,708	44,732	25,684	107,954	625,628	777,900	745,100	32,900	4.2	264,322	2,573
<b>Long Island</b>	2,808,064	2,795,377	1,198	2,333	84,880	72,972	269,043	28,767	77,553	158,248	203,076	94,627	56,224	195,458	1,240,848	1,467,800	1,406,900	60,900	3.9	476,093	4,025
<b>Dutchess</b>	294,849	295,146	801.7	368	14,578	6,973	20,546	1,973	4,688	9,836	24,321	9,720	3,830	23,024	119,489	147,100	141,300	5,800	3.9	47,700	860
<b>Orange</b>	372,893	376,392	816.4	461	7,688	6,652	35,476	2,409	5,410	10,674	19,673	9,734	5,813	28,299	131,828	177,700	170,100	7,600	4.3	66,542	1,340
<b>Putnam</b>	100,507	100,603	231.5	435	1,588	2,809	3,884	566	1,010	2,417	5,006	2,017	1,630	4,960	25,887	56,100	54,000	2,100	3.7	17,002	143
<b>Rockland</b>	292,916	294,965	174.2	1,693	11,222	5,989	23,279	2,648	4,266	11,520	21,524	7,630	5,507	21,900	115,917	151,300	145,200	6,100	4.0	42,393	702
<b>Westchester</b>	940,807	949,355	432.9	2,193	18,551	27,372	82,576	12,811	31,353	54,846	76,191	30,281	22,209	66,168	422,358	482,600	463,200	19,500	4.0	149,082	837
<b>Mid-Hudson</b>	2,001,972	2,016,461	2,456.7	821	53,627	49,795	165,761	20,407	46,727	89,293	146,715	59,382	38,989	144,351	815,479	1,014,800	973,800	41,000	4.0	322,719	3,882
<b>Downstate NY</b>	13,023,875	13,026,264	3,963.6	3,286	243,273	240,447	977,184	203,245	577,212	807,505	1,022,195	441,516	256,878	885,530	5,655,417	6,236,900	5,918,300	318,700	4.3	1,802,817	38,834
<b>Downstate % of NYS</b>	67.4	67.5	7.3	-	43.1	66.3	65.4	76.2	80.0	73.3	69.9	76.8	71.2	62.4	67.9	65.7	65.3	74.8	-	64.8	71.4
<b>Downstate % of Nation</b>	4.4	4.4	0.1	-	1.7	2.9	3.7	6.7	6.9	4.6	5.7	3.4	4.7	4.0	4.2	4.1	4.1	4.6	-	n/a	2.1
<b>Bergen</b>	902,561	904,037	234.2	3,860	41,270	18,795	112,203	12,907	27,256	74,235	68,952	36,763	15,624	46,068	454,073	478,158	454,111	24,047	5.0	133,335	2,164
<b>Essex</b>	791,057	786,147	126.3	6,224	24,829	11,632	78,581	7,608	25,729	49,396	55,097	21,099	13,040	74,757	361,768	390,519	355,316	35,203	9.0	124,076	3,284
<b>Hudson</b>	603,521	601,146	46.7	12,873	11,426	5,655	60,505	8,723	34,923	29,505	26,215	13,436	6,871	39,178	236,437	327,864	301,943	25,921	7.9	80,377	4,275
<b>Middlesex</b>	789,516	786,971	310.6	2,534	41,851	14,946	98,611	12,869	23,967	80,893	37,607	21,479	14,124	54,245	400,592	419,378	396,272	23,106	5.5	118,029	2,567
<b>Monmouth</b>	635,952	635,285	471.9	1,346	10,038	16,774	57,313	7,454	14,903	33,099	40,333	25,694	10,151	41,137	256,896	336,289	315,648	20,641	6.1	108,730	2,820
<b>Morris</b>	490,593	493,160	469.1	1,051	27,031	13,739	59,694	9,783	28,734	61,471	32,812	18,496	9,137	30,897	291,794	265,806	254,742	11,064	4.2	80,317	1,670
<b>Passaic</b>	499,060	497,093	185.1	2,686	22,449	123	40,382	2,608	8,382	23,351	24,724	10,536	6,518	29,977	169,050	247,326	233,552	13,774	5.6	80,003	850
<b>Somerset</b>	319,900	324,186	304.7	1,064	18,441	6,471	34,714	7,409	13,367	39,986	19,480	11,815	5,742	16,518	173,943	176,349	167,297	9,052	5.1	54,215	1,058
<b>Union</b>	531,457	531,088	103.3	5,141	32,424	11,574	53,656	4,428	11,189	32,276	29,513	14,335	9,604	31,781	230,780	273,493	256,811	16,682	6.1	87,253	1,593
<b>NEW JERSEY (1)</b>	5,563,617	5,559,113	2,251.9	2,469	229,759	99,709	595,659	73,789	188,450	424,212	334,733	173,653	90,811	364,558	2,575,333	2,915,182	2,735,692	179,490	6.1	866,335	20,281
<b>Fairfield</b>	902,775	900,440	625.9	1,439	42,300	16,006	76,709	11,255	44,018	70,798	61,129	33,088	16,913	46,025	418,241	461,790	443,822	17,887	3.9	145,280	1,939
<b>Litchfield</b>	190,071	190,119	606.0	314	10,939	4,828	12,010	749	1778	5,286	10,894	5,411	2,371	8,631	62,897	104,223	100,013	4,210	4.0	28,256	541
<b>New Haven</b>	846,766	845,244	174.9	4,833	42,083	15,984	68,824	9,818	18,710	38,694	80,999	27,922	13,062	50,838	366,934	439,172	418,092	21,080	4.8	130,071	1,654
<b>CONNECTICUT (2)</b>	1,939,612	1,935,803	1,406.8	1,376	95,322	36,818	157,543	21,822	64,506	114,778	153,022	66,421	32,346	105,494	848,072	1,005,185	961,927	43,177	4	303,607	4,134
<b>REGION</b>	20,527,104	20,521,180	7,622.3	2,692	568,354	376,974	1,730,386	298,856	830,168	1,346,495	1,509,950	681,590	380,035	1,355,582	9,078,822	10,157,267	9,615,919	541,367	4.9	2,972,759	63,249
<b>Region % of Nation</b>	6.9	6.9	0.2	-	4.0	4.5	6.6	9.8	10.0	7.7	8.5	5.2	7.0	6.2	6.7	6.7	6.7	7.7	-	n/a	3.4

(1) Northeastern New Jersey (2) Southwestern Connecticut (3) Information - Publishing Industries, Broadcasting, Information Services and Data Processing Services (4) F.I.R.E. Finance, Insurance and Real Estate  
 Sources: U.S. Department of Labor; U.S. Bureau of the Census; NY, NJ, CT Depts. of Labor; CT Depts. of Health; NYS, NJ and CT Depts. of Education.  
 In 2002, NY, NJ and CT switched from the SIC system to NAICS; therefore, employment categories changed from previous years.  
 n/a - Data not available

For additional information about data on this brochure, please contact Imran Ahmed at 212.383.2403 or [iahmed@dot.state.ny.us](mailto:iahmed@dot.state.ny.us)