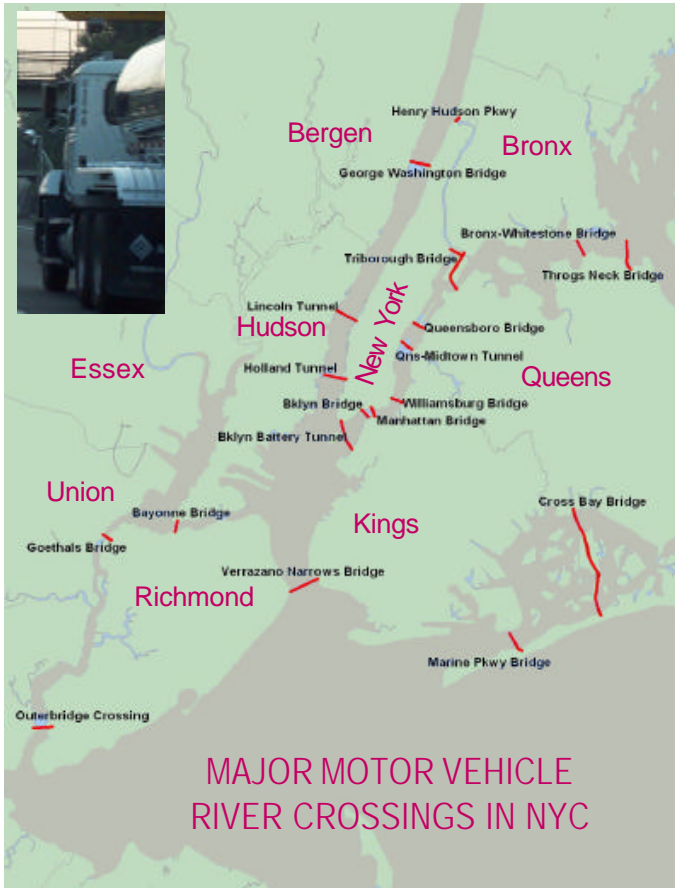


ANNUAL TRUCK TOLL VOLUME - 2001

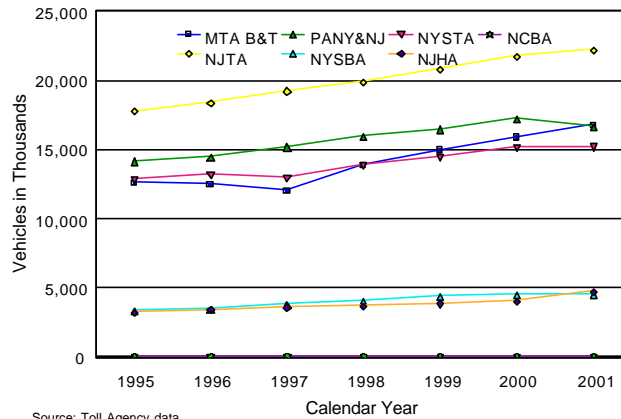
Freight Transportation is a critical component of the New York Metropolitan Council's Regional Transportation Plan. The Council collects and analyzes relevant data in the assessment of progress toward the achievement of its transportation plans, goals and objectives. The monitoring of truck volumes is identified as a performance measure. The monitored data are collected on an ongoing basis from public agencies that operate toll facilities in the five boroughs of the New York City, as well as sections of the Garden State Parkway, New Jersey Turnpike, and upstate bridges. The monitored data are analyzed for a 24-month period for 2000 and 2001 and provide information on highway-based freight movement in the metropolitan region.

Data Sources:

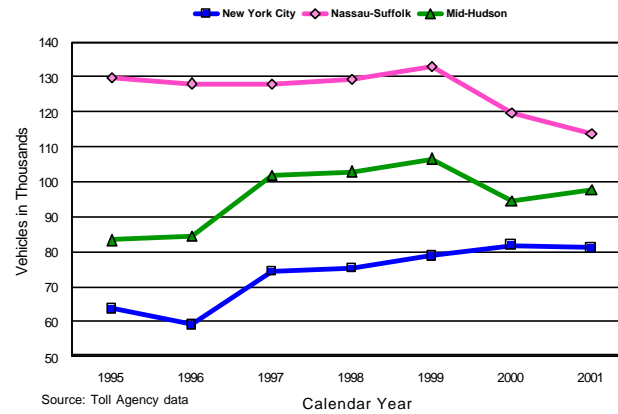
- MTA B&T - Metropolitan Transportation Agency - Bridges and Tunnels
- PANY&NJ - Port Authority of New York and New Jersey
- NYSTA - New York State Thruway Authority
- NYSBA - New York State Bridge Authority
- NJHA - New Jersey Highway Authority (Garden State Parkway)
- NJTA - New Jersey Turnpike Authority
- NCBA - Nassau County Bridge Authority



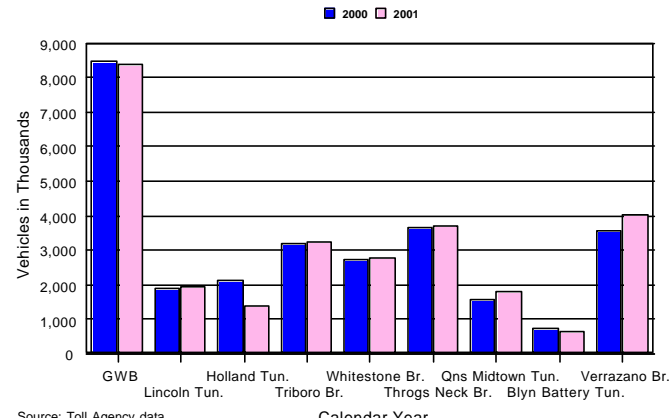
TRUCK TOLL VOLUME TRENDS



ANNUAL COMMERCIAL VEHICLE REGISTRATIONS



SELECTED RIVER CROSSINGS TRUCK TOLL VOLUMES



TRUCK TOLL RIVER CROSSINGS

Rank	Crossing	Volume		Lanes*
		2000	2001	
1	George Washington Br. (PANYNJ): I-95	8,494,080	8,395,862	14
2	Verrazano Narrow Br. (MTA B&T): I-278	3,580,802	4,037,674	12
3	Throgs Neck Br. (MTA B&T): I-278	3,649,599	3,719,256	12
4	Newburgh-Beacon Br.(NYSBA): I-84	3,387,014	3,402,220	8
5	Triborough Br. (MTA B&T): I-278	3,199,996	3,248,520	6
6	Tappan Zee Br. (NYSTA): I-278	3,000,870	3,081,354	7
7	Bronx-Whitestone Br. (MTA B&T): I-678	2,713,811	2,790,804	6
8	Goethal Br. (PANYNJ): I-278	2,352,370	2,446,138	4
9	Lincoln Tun. (PANYNJ): I-495	1,908,974	1,942,756	6
10	Queens-Midtown Tun. (MTA B&T): I-495	1,563,115	1,802,921	4
11	Outerbridge Crossing (PANYNJ): N-440	1,775,814	1,740,768	4
12	Holland Tun. (PANYNJ): I-78	2,110,724	1,408,348	4
13	Brooklyn Battery Tun. (MTA B&T): I-478	715,972	649,146	4
14	Bayonne Br. (PANYNJ): NY-440	563,814	638,672	4
15	Mid-Hudson Br. (NYSBA): US-44	567,912	460,650	5
16	Rip Van Winkle Br. (NYSBA): NY-23	269,428	267,544	2
17	Cross-Bay Boulevard Br. (MTA B&T)	229,213	239,244	6
18	Kingston-Rhinecliff Br. (NYSBA): US-209	223,840	222,278	2
19	Marine Parkway Br. (MTA B&T)	138,086	158,820	4
20	Bear Mountain Br. (NYSBA): US-6	146,734	161,368	2
21	Henry Hudson Br. (MTA B&T): NY-9A	56,997	80,674	7
22	Atlantic Beach Br. (NCBA)	82,200	75,345	5

Toll Barriers/Interchanges

1	NJ Turnpike 7A-18	21,695,413	22,119,239	6 - 14
2	New Rochelle (NYSTA): I-95	5,988,064	5,831,292	3
3	NJHA-Garden State Pkwy^	4,033,497	4,710,789	2 - 4
4	Spring Valley (NYSTA): I-87/287	2,616,106	2,765,498	3
5	Yonkers (NYSTA): I-87	2,253,235	2,194,110	2
6	Harriman (NYSTA): I-87	1,275,723	1,289,817	2

^ Includes trucks weighing 3.5 tons or less * Travel lanes, not toll plaza lanes
Source: Toll Agency records

Commercial Vehicle Registrations

County	2000	2001	2001/2000
Bronx	9,393	9,340	-0.6%
Kings	19,842	19,163	-3.4%
New York	14,263	13,655	-4.3%
Queens	32,860	33,017	0.5%
Richmond	5,559	5,867	5.5%
New York City	81,917	81,042	-1.1%
Dutchess	22,415	20,178	-10.0%
Orange	30,767	27,563	-10.4%
Westchester	26,036	25,968	-0.3%
Putnam	5,860	5,429	-7.4%
Rockland	9,312	8,693	-6.6%
Hudson Valley	94,390	82,077	-13.0%
Nassau	32,560	31,536	-3.1%
Suffolk	87,158	82,077	-5.8%
Long Island	119,718	113,613	-5.1%
Fairfield County	74,968	77,194	3.0%
Litchfield	33,694	34,704	3.0%
New Haven	85,820	87,777	2.3%
South-Western Connecticut	194,482	199,675	2.7%
Bergen	159,341	169,594	6.4%
Essex	108,692	119,225	9.7%
Hudson	71,592	79,004	10.4%
Middlesex	155,671	168,369	8.2%
Monmouth	138,032	147,852	7.1%
Morris	158,653	167,175	5.4%
Passaic	89,160	97,021	8.8%
Somerset	76,072	80,809	6.2%
Union	99,555	107,755	8.2%
New Jersey	1,056,768	1,136,794	7.6%

Truck Toll Volume Trends

2001

At a Glance

NEW YORK METROPOLITAN TRANSPORTATION COUNCIL

August 2002

www.nymtc.org

45-46 21st Street
LIC, NY 11101-5407
Tel: 718-472-3046 Fax: 718-482-7748

